

# **CONSTITUTION REVIEW COMMITTEE, CRC**

## **DATA ANALYSIS AND STATISTICS REPORT**

### **OBJECTIVE OF THE DATA FRAMEWORK:**

The Data Framework provided under this Section was designed to capture and provide statistical information on views collected during the 73 Districts Based Consultations held by CRC during the tour of Liberia's fifteen counties. In order to achieve this, the CRC established a Data, Coding and Statistical Section under the supervision of the Subcommittee on Documentation, Drafting, and Technical Services.

### **RESPONSIBILITY:**

The responsibility of the Section was to do statistical calculation of the number of forms sent out in the field; number of responses in terms of suggestions; categorization of data information; contents of suggestions; number of male and female Suggestors as well as the total number of suggestions gathered from all districts-based consultations.

### **CATEGORIZATION AND METHOD:**

By use of the SPSS Software, each county, district, gender, and content of suggestion were placed in their specific classifications through codes created and fed into the processor. The procedures used were effective to give us the total of each category of Suggestors and the total content of specific kinds of suggestions. By this process, preliminary frequencies of suggestions were determined from which the most frequent suggestions were short listed.

### **CODING PROCEDURE:**

The process began with the collation and arrangement of suggestion forms into counties and their respective electoral districts. The next stage was a thorough reading of the contents of the suggestions and setting them into frequencies to determine which thematic issue received popular endorsement. Each form was coded according to county and issue. About 201 codes were developed in all. 55 codes contained the most frequently discussed issue; while 146 codes were also developed from about 18,424 forms analysed up to this report.

### **COLLABORATION:**

The Section acknowledged the collaboration of the Governance Commission, (GC), Law Reform Commission (LRC) and most notably the Liberia Institute of Statistics and Geo-Information Services, (LISGIS) whose consultants played the key role of helping put the analysis in a more in-depth context. Below are the tables, Graphs and matrix.

## 1.0 Tenure

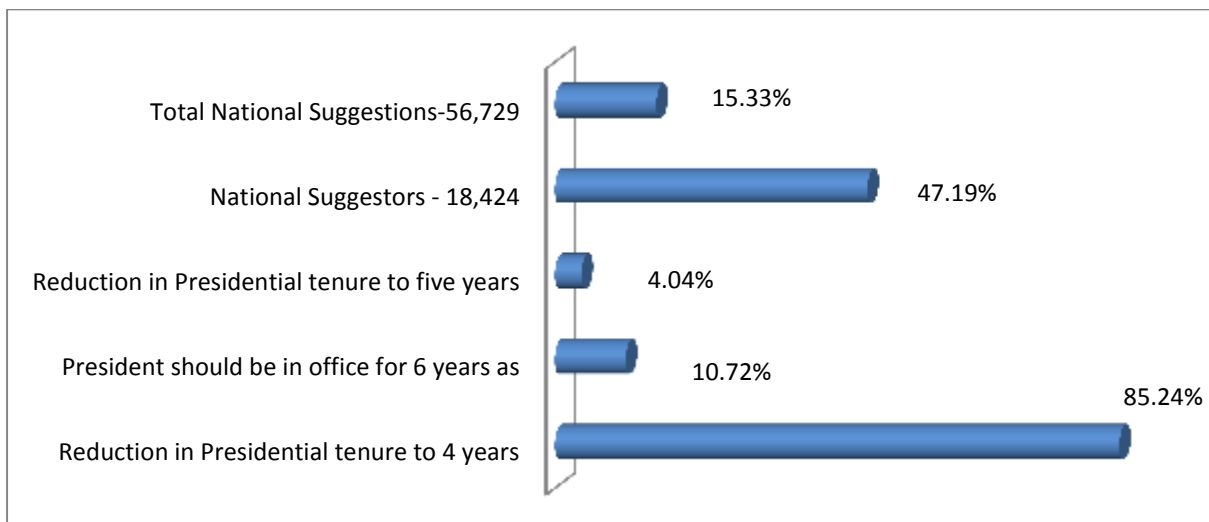
### 1.1 Reduce Tenures of Elected Officials

#### 1.2 Reduce the Tenure of President and Vice President

Table 1.0 Reduce The Tenure of President and Vice President				
Views Expressed	Number	Percent	National Suggestors – 18,424	Total National Suggestions- 56,729
Reduction in Presidential tenure to 4 years	7,412	85.24%	47.19%	15.33%
Reduction in Presidential tenure for 6 years	932	10.72%		
Reduction in Presidential tenure to 5 years	351	4.04%		
Total	8,695	100.00%		

In Table 1 about 8,695 persons expressed their views on the reduction in tenure of the President and Vice President. These views are presented graphically in Figure 1 below. In this graph, a majority (85.24%) said “reduce the tenure of President and Vice President from six years to four years.”

**Figure 1:0 Reduce the Tenure of President and Vice President to Four Years (n = 8,695)**



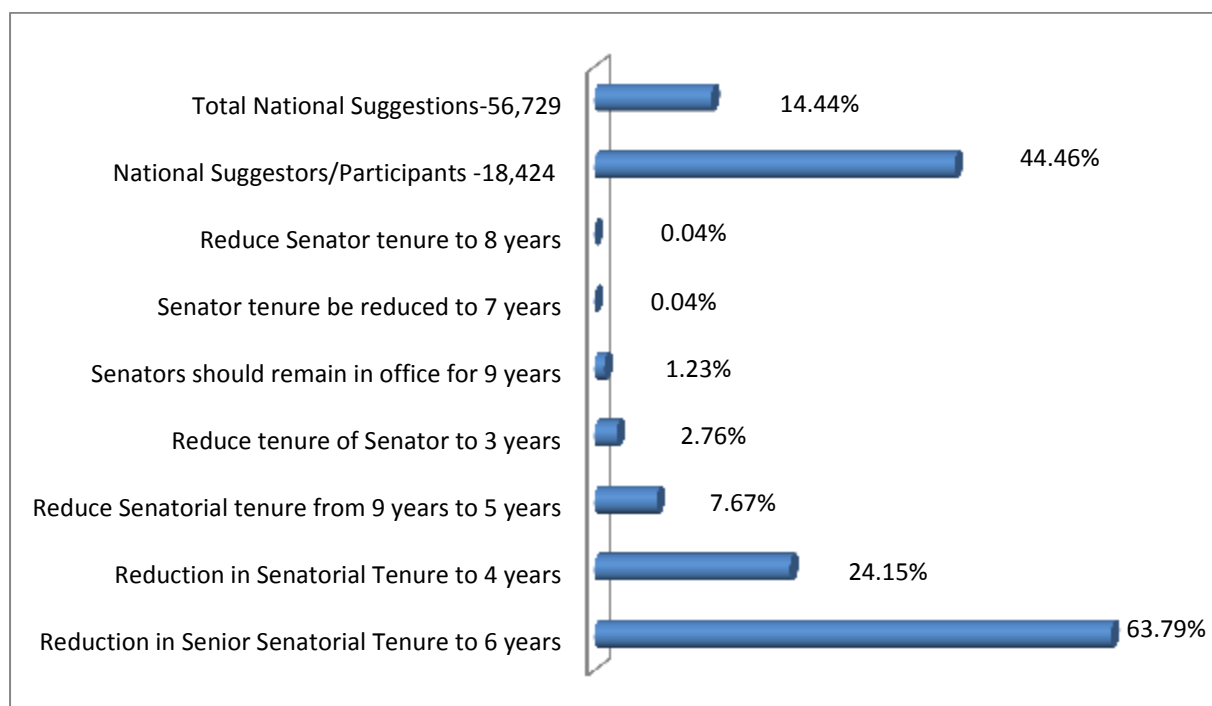
A majority suggested a reduction in the tenure of President and Vice President from six to four years.

### 1.3 Reduce Tenure of Senators

<b>Table 2.0 Reduce The Tenure of Senators</b>				
Views Expressed	Number	Percent	National Suggestors/Participants -18,424	Total National Suggestions-56,729
Reduction in Senior Senatorial Tenure to 6 years	5,226	63.79%	44.46%	14.44%
Reduction in Senatorial Tenure to 4 years	1,976	24.15%		
Reduce Senatorial tenure from 9 years to 5 years	628	7.67%		
Reduce tenure of Senator to 3 years	226	2.76%		
Senators should remain in office for 9 years	101	1.23%		
Senator tenure be reduced to 7 years	32	0.04%		
Reduce Senator tenure to 8 years	3	0.04%		
<b>Total</b>	<b>8,192</b>	<b>100.00%</b>		

Table 2 reveals that 8,192 Liberians expressed views on the reduction of tenure of elected Senators. Of this number, a little over six in ten (63.79% or 5,225) said “reduce the tenure of Senators from nine years to six years. This is also expressed in Figure 2 below. This implies that a majority of the people want a reduction in the tenure of Senators from nine years to six years.

**Figure 2.0 Reduce the Tenure of Senators from 9 years to 6 Years (n = 8,192)**



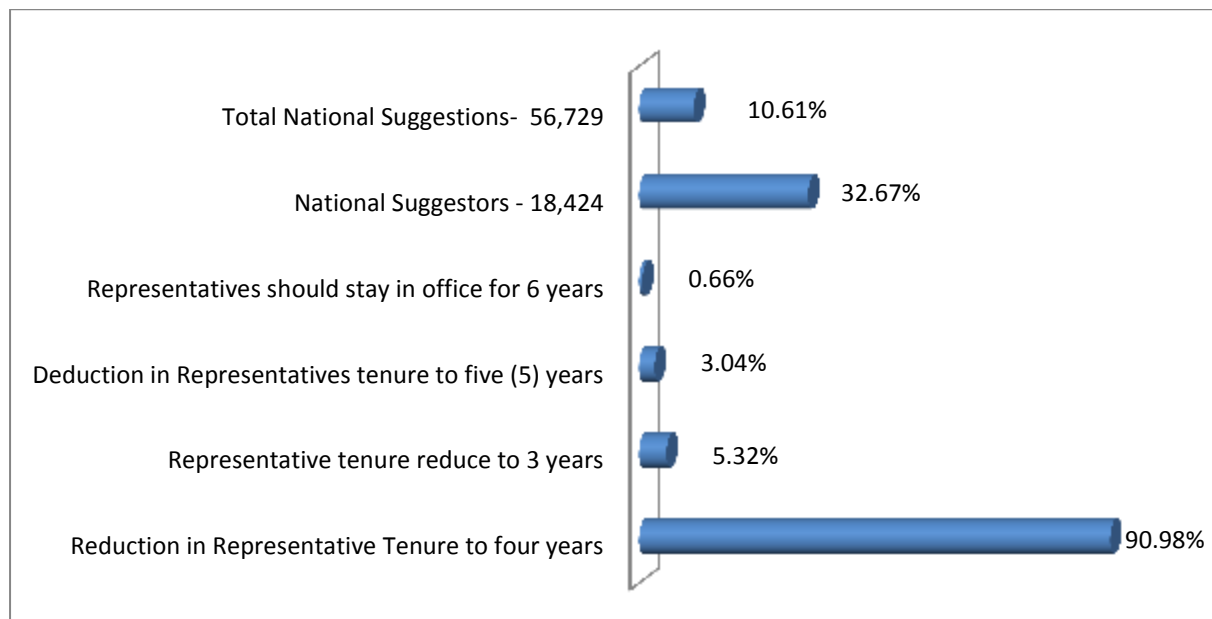
Most (64.59% or 5,225) of the Liberian wants Senators tenure to reduce from nine years to six years.

#### 1.4 Reduce Tenure of Representatives

<b>Table 3.0 Reduce The Tenure of Representatives</b>				
<b>Views Expressed</b>	<b>Number</b>	<b>Percent</b>	<b>National Suggestors - 18,424</b>	<b>Total National Suggestions - 56,729</b>
Reduction in Representative Tenure to 4 years	5,477	90.98%	32.67%	10.61%
Reduction in Representative Tenure to 3 years	320	5.32%		
Reduction in Representatives Tenure to five (5) years	183	3.04%		
Representatives should stay in office for 6 years	40	0.66%		
<b>Total</b>	<b>6,020</b>	<b>100.00%</b>		

A majority (90.98% or 5,477) Liberians also suggested a reduction in the tenure of Representatives from six years to four years.

**Figure 3:0 Reduce the Tenure of Representatives from six years to Four Years (n = 6,020)**



A little over nine in ten Liberian suggested a reduction in the tenure of Representatives from six to four years.

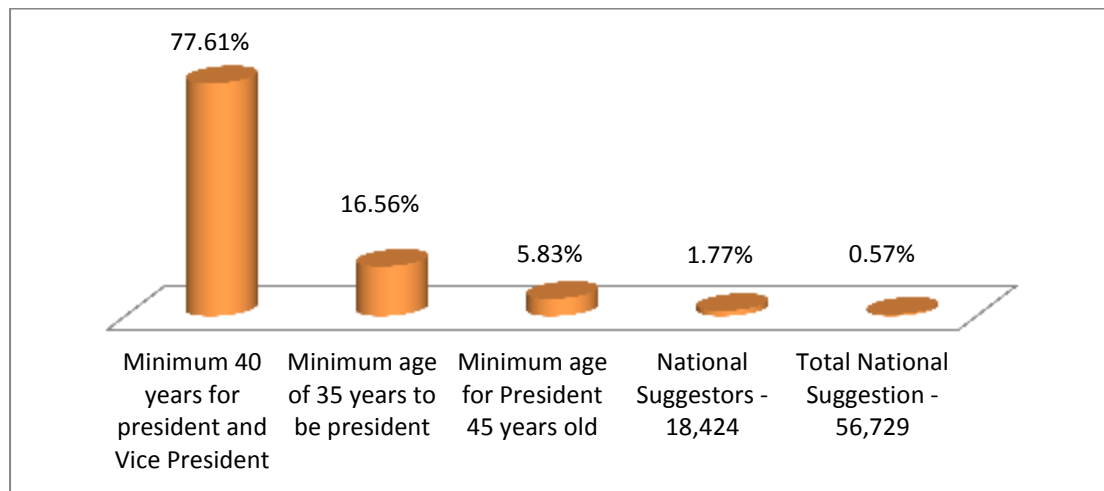
## 1.0 Age Qualification

### 2.1 Age qualification of President and Vice President (n = 326)

<b>Table 4.0 Age Qualifications of President and Vice President</b>				
<b>Views Expressed</b>	<b>Number</b>	<b>Percent</b>	<b>National Suggestors - 18,424</b>	<b>Total National Suggestion - 56,729</b>
Minimum 40 years for President and Vice President	253	<b>77.61%</b>	<b>1.77%</b>	<b>0.57%</b>
Minimum age of 35 years to be president	54	<b>16.56%</b>		
Minimum age of 45 years to be President	<b>19</b>	<b>5.83%</b>		
Total	<b>326</b>	<b>100.00%</b>		

In Table 4, a majority (77.61% or 253) suggested the minimum age for persons wanting to be elected as President and Vice President to be 40 years. This is also expressed graphically in Figure 4 below.

**Figure 4.0 Minimum 40 Years to Contest for President and Vice President (n = 326)**



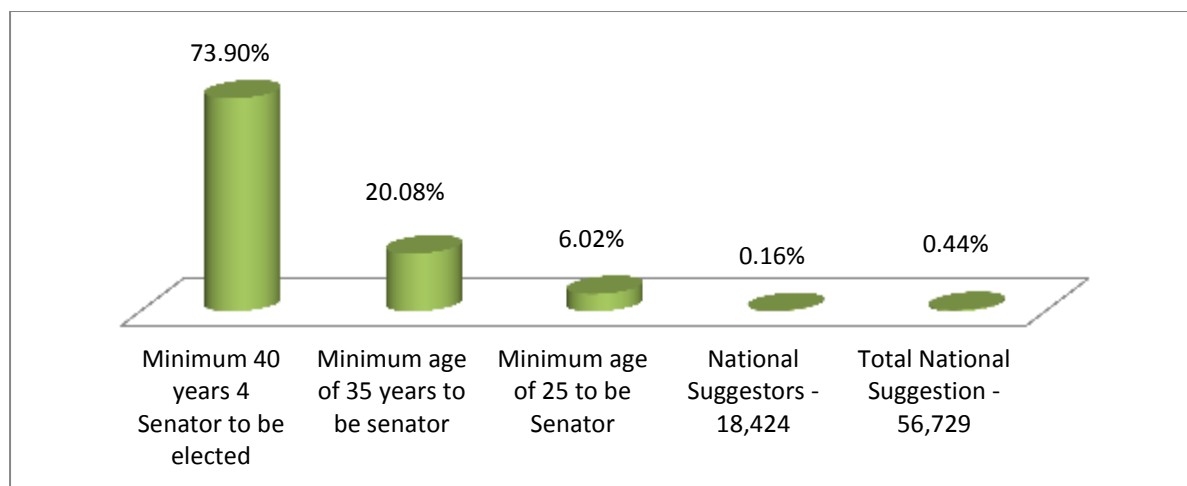
Almost eight in ten wants a minimum age to contest for President and Vice President to be 40 years.

**Table 5.0 Age Qualifications of Senators**

Views Expressed	Number	Percent	National Suggestors -18,424	Total National Suggestion -56,729
Minimum age of 40 years to be elected Senator	184	73.90%	0.16%	0.44%
Minimum age of 35 years to be elected Senator	50	20.08%		
Minimum age of 25 years to be elected Senator	15	6.02%		
Total	249	100.00%		

The age qualification for Liberian wanting to serve as Senators should be 40 years, instead of 35 years or 20.08%, and 25 years or 6.02%

**Figure 5.0 Minimum Age of 40 Years for Senators (n = 249)**

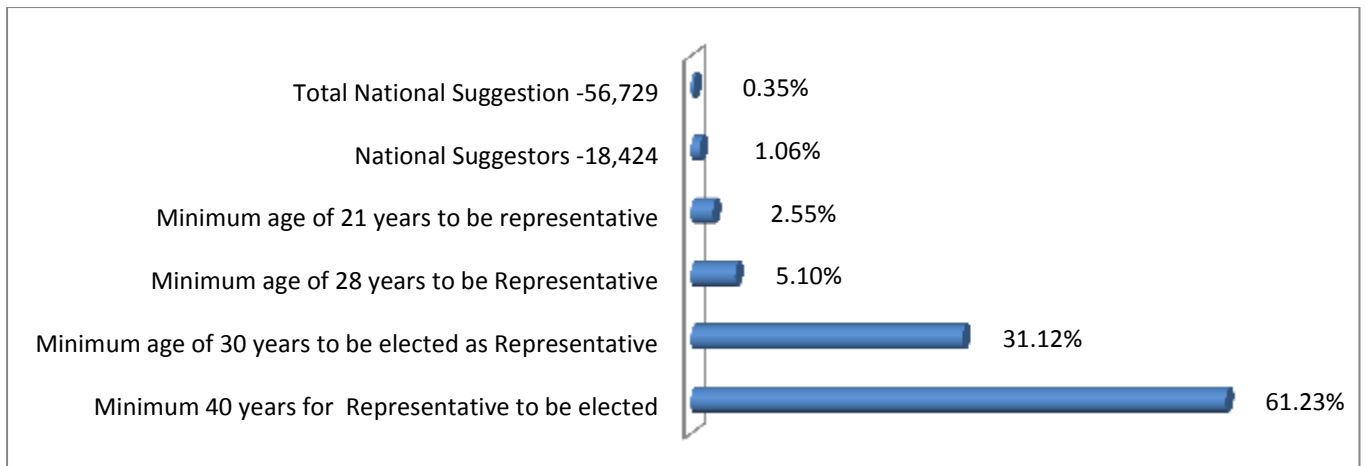


To contest for the post of Senators you must attain the age of 40 years.

Table 6.0 Age Qualifications of Representatives				
Views Expressed	Number	Percent	National Suggestors -18,424	Total National Suggestion -56,729
Minimum age of 40 years to be elected Representative	120	61.23%	1.06%	0.35%
Minimum age of 30 years to be elected Representative	61	31.12%		
Minimum age of 28 years to be elected Representative	10	5.10%		
Minimum age of 21 years to be elected Representative	5	2.55%		
Total	196	100.00%		

Table 6 shows that a little over six in ten Liberians consider 40 years for persons wanting to be Representatives.

**Figure 6.0 Minimum Age of 40 Years for Representatives (n = 196)**



### 3.0 Education Requirement for Elected Officials

#### 3.1 Education Requirement of President and Vice President

Table 7.0 Educational Requirement of President, Vice President				
Views Expressed	Number	Percent	National Suggestors -18,424	Total National Suggestion - 56,729
Minimum Bachelor Degree to be President	351	52.62%	3.62%	1.18%
Minimum education of Master degree to be President	316	47.38%		
<b>Total</b>	<b>667</b>	<b>100.00%</b>		

To be elected as President and Vice President Liberians must have a minimum of Bachelor's Degree or most Master's Degree.

**Figure 7.0 Minimum of Bachelor Degree for President and Vice President (n = 667)**

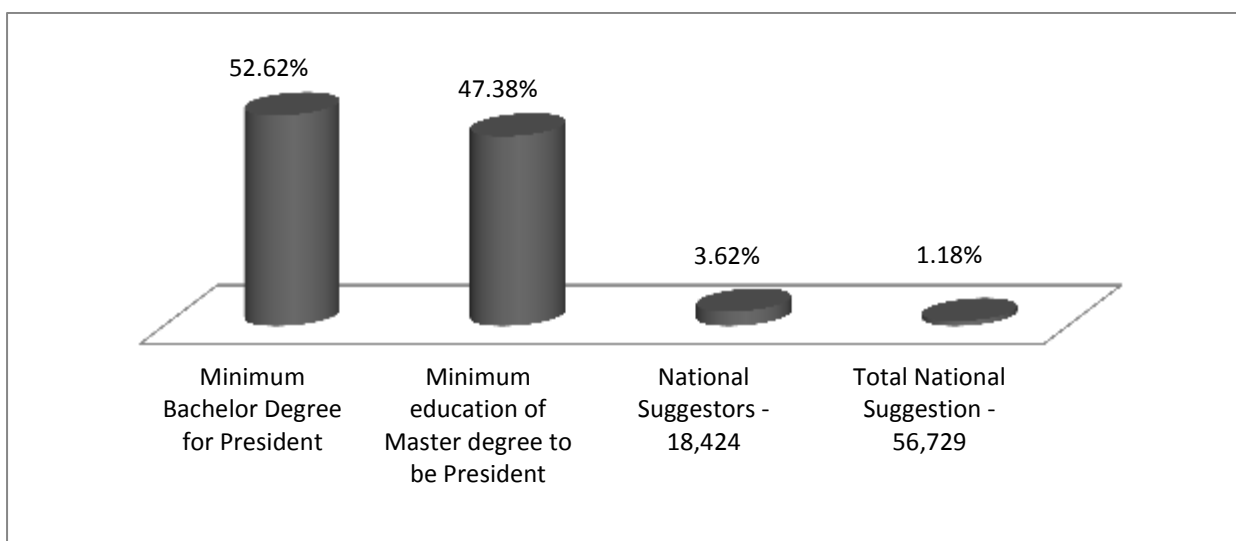


Figure 7 shows that about 667 Liberian suggested a minimum of Bachelor’s Degree or at most Master’s Degree to contest for the position of President and Vice President.

### 3.2 Educational Requirement of Senators

<b>Table 8.0 Educational Requirement of Senators</b>				
<b>Views Expressed</b>	<b>Number</b>	<b>Percent</b>	<b>National Suggestors -18,424</b>	<b>Total National Suggestion - 56,729</b>
Minimum Bachelor Degree to be Senator	359	53.19%	3.66%	1.19%
Minimum education of Master degree to be Legislators	316	46.81%		
<b>Total</b>	<b>675</b>	<b>100.00%</b>		

In Table 8, Liberians said they want Elected Senators to have a minimum of Bachelor’s Degree.

**Figure 8.0 Minimum of Bachelor Degree for Senators (n = 675)**

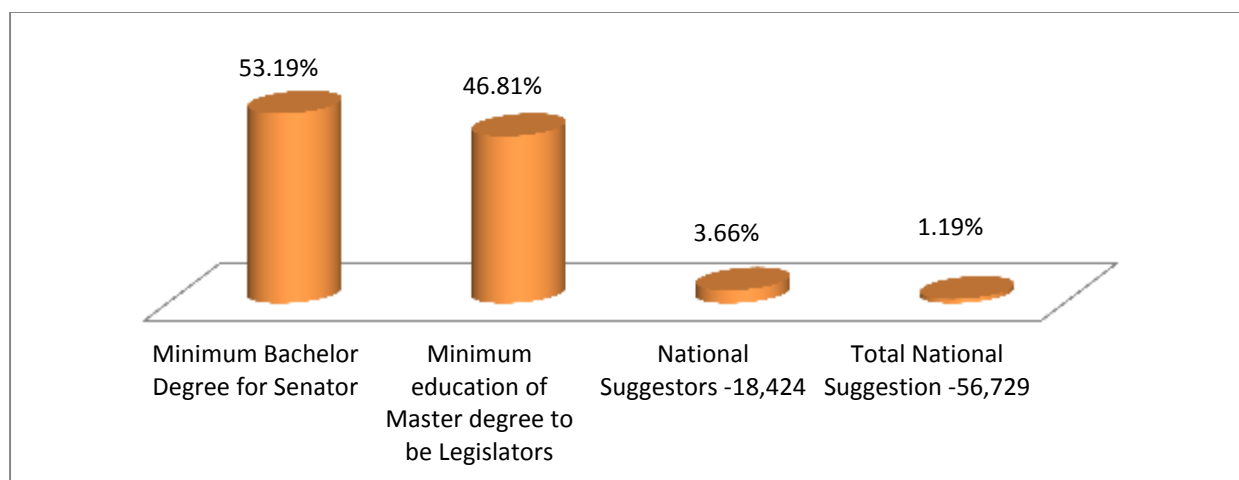


Figure 8 Reveals that Liberian wants Senators to be educated (minimum of Bachelor’s degrees)

### 3.3 Educational Requirement for Representatives

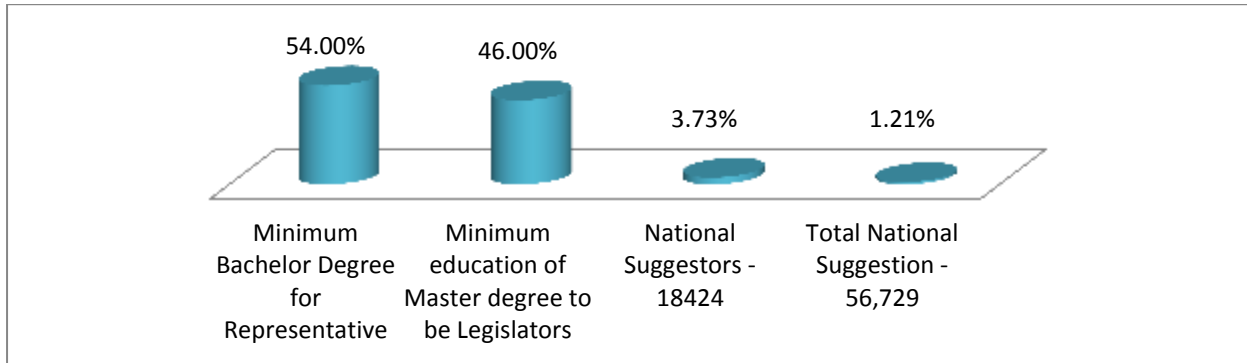
<b>Table 9.0 Educational Requirement of Representatives</b>				
<b>Views Expressed</b>	<b>Number</b>	<b>Percent</b>	<b>National Suggestors -18424</b>	<b>Total National Suggestion - 56,729</b>
Minimum Bachelor Degree for Representative	371	54.00%	3.73%	1.21%
Minimum education of Master degree to be Legislators	316	46.00%		
<b>Total</b>	<b>687</b>	<b>100.00%</b>		

About 687 Liberians suggested the assumed educational requirement for Honourable House of Representatives. For example, of that number, 54.00% said “minimum of Bachelor Degree while



46.00% suggested a minimum of Master Degree. This implies that most Liberians want a minimum of a Bachelor Degree to contest for the post of Representative. This is graphically presented in Figure 9 below.

**Figure 9.0 Minimum of Bachelor Degree for Representatives (n = 687)**



Representatives must have a minimum of a bachelor’s Degree.

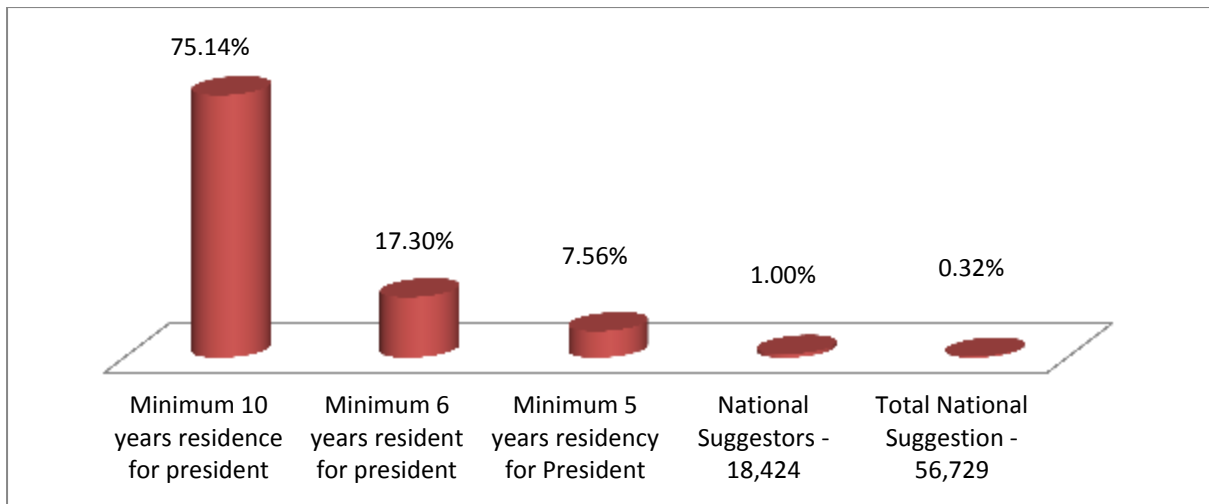
#### 4.0 Residency of Elected Officials

##### 4.1 Residency for President and Vice President

<b>Table 10.0 Residency of President, Vice President, Senators and Representatives</b>				
<b>Views Expressed</b>	<b>Number</b>	<b>Percent</b>	<b>National Suggestors - 18,424</b>	<b>Total National Suggestion - 56,729</b>
Minimum 10 years residence for President	139	<b>75.14%</b>	<b>1.00%</b>	<b>0.32%</b>
Minimum 6 years resident for President	32	<b>17.30%</b>		
Minimum 5 years residency for President	14	<b>7.56%</b>		
<b>Total</b>	<b>185</b>	<b>100.00%</b>		

A minimum of 10 years residency was suggested by most Liberians for persons who want to contest for President and Vice President Positions. The same is implied in Figure 10 below.

**Figure 10.0 Minimum 10 Years Residence for President and Vice President (n = 185)**



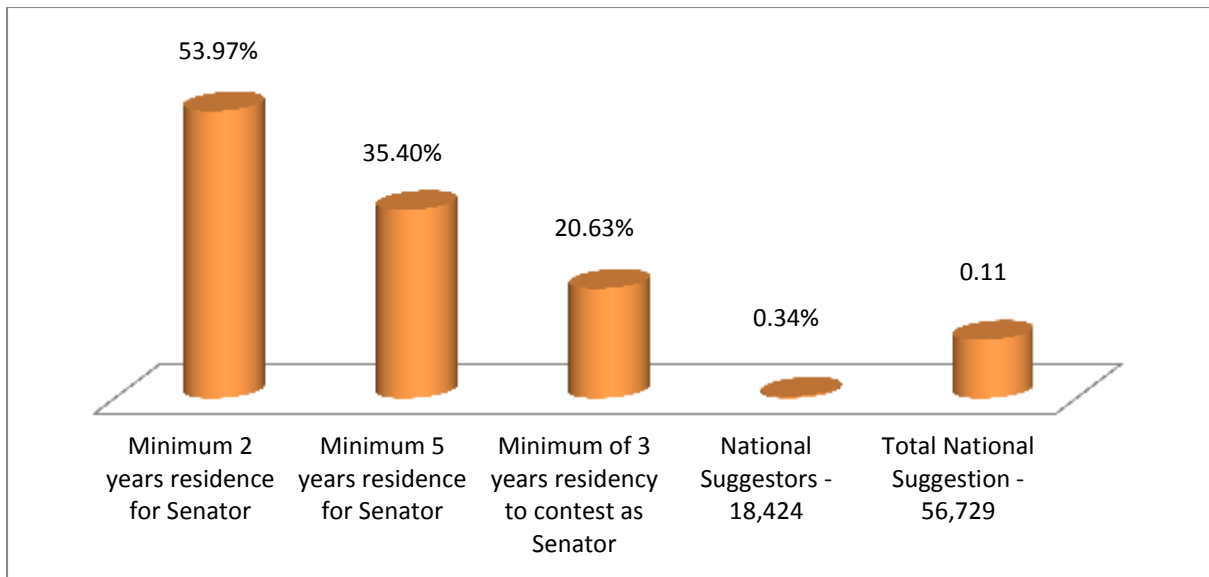
A majority suggested that a minimum of 10 years residency be required for Liberians to contest for Presidential Post.

#### 4.2 Residency for Senators

<b>Table 11.0 Suggested Residency for Senators</b>				
<b>Views Expressed</b>	<b>Number</b>	<b>Percent</b>	<b>National Suggestors - 18,424</b>	<b>Total National Suggestion - 56,729</b>
Minimum 2 years residence to contest as Senator	34	<b>53.97%</b>	<b>0.34%</b>	<b>0.11</b>
Minimum 5 years residence to contest as Senator	16	<b>35.40%</b>		
Minimum of 3 years residency to contest as Senator	13	<b>20.63%</b>		
<b>Total</b>	<b>63</b>	<b>100.00%</b>		

In Table 11, Most Liberians want a minimum of 2yrs for Persons wanting to be Senators. See details in Figures 11 below.

**Figure 11.0 Minimum Two Years Residency for Senators in County (n =63)**



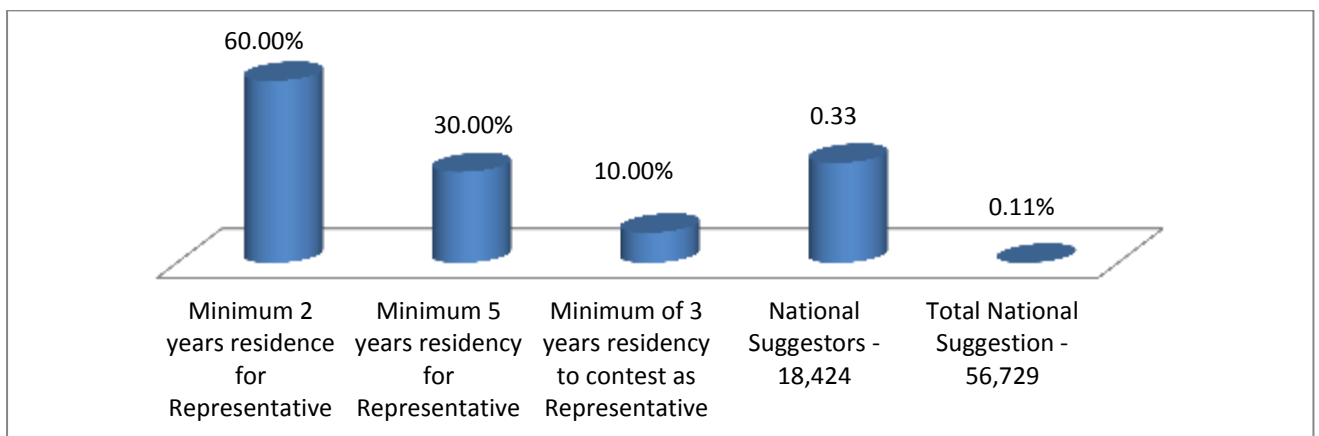
A minimum of two years residency for Liberians wanting to be elected as Senator.

#### 4.3 Residency for Representatives

<b>Table 12.0 Suggested Residency of Representatives</b>				
<b>Views Expressed</b>	<b>Number</b>	<b>Percent</b>	<b>National Suggestors - 18,424</b>	<b>Total National Suggestion - 56,729</b>
Minimum 2 years Residence for Representative	36	60.00%	0.33	0.11%
Minimum 5 years Residency to contest as Representative	18	30.00%		
Minimum of 3 years Residency to contest as Representative	6	10.00%		
<b>Total</b>	<b>60</b>	<b>100.00%</b>		

About six in ten Liberians suggested a minimum of two years Residency in constituency for Liberian wanting to be elected as Representatives. This is also expressed in Figure 12 below.

**Figure 12.0 Minimum Two Years Residency for Representatives (n = 60)**



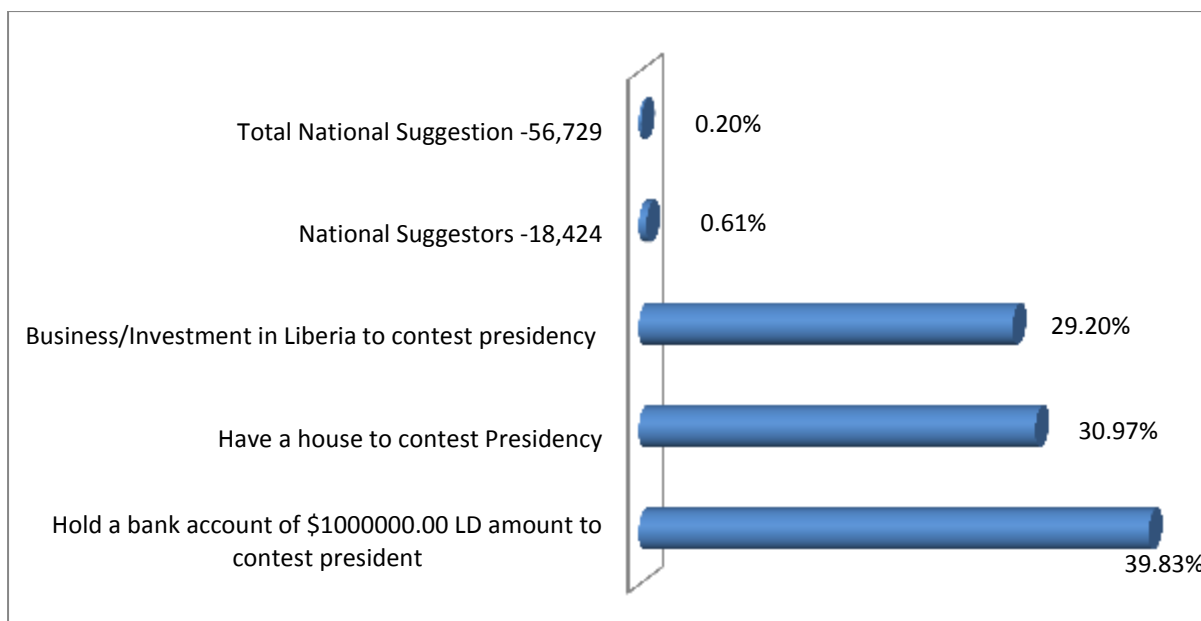
#### 5.0 Property Valuation of Elected Officials of Government

## 5.1 Property Valuation for President and Vice President

<b>Table 13.0 Property Valuation for President, Vice President</b>				
<b>Views Expressed</b>	<b>Number</b>	<b>Percent</b>	<b>National Suggestors - 18,424</b>	<b>Total National Suggestion - 56,729</b>
Hold a bank account of \$1000,000.00 LRD to contest President	45	<b>39.83%</b>	<b>0.61%</b>	<b>0.20%</b>
Have a house in Liberia to contest as Presidency	35	<b>30.97%</b>		
Have a business/Investment in Liberia that employs Liberians to contest as presidency	33	<b>29.20%</b>		
<b>Total</b>	<b>113</b>	<b>100.00%</b>		

In Table 13, Liberian suggested a bank account of 1,000,000.00, a house, and business/investment in Liberia to contest for President and Vice President. This is expressed in Figure13 below.

**Figure 13.0 Hold a Bank Account of 1,000,000.00 L. D. \$, Have a house, Business/Investments in Liberia to Contest Presidency (n = 113)**



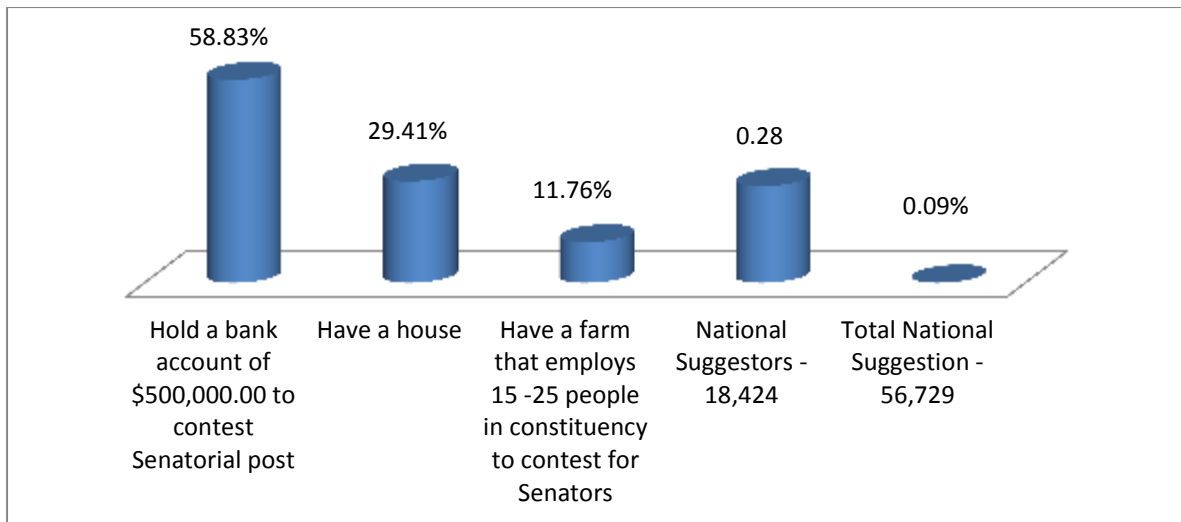
Liberians must have a bank account, a house and business/investment to contest for President and Vice President.

## 5.2 Property Valuation for Senators

Table 14.0 Property Valuation for Senators				
Views Expressed	Number	Percent	National Suggestors - 18,424	Total National Suggestion - 56,729
Hold a bank account of \$500,000LRD to contest as Senator	30	58.83%	0.28	0.09%
Have a house in Liberia to contest as Senator	15	29.41%		
Have a farm that employs 15 -25 Liberians in County to contest as Senator	6	11.76%		
Total	51	100.00%		

About 51 Liberians suggested that Liberians wanting to be Senators must have a bank account, a house, and or a farm that employs about 15 to 25 Liberians. These views are expressed in Figure 13 below.

**Figure 13.0 Hold a Bank Account of L\$ 500,000.00, Have a House, Have a Farm that Employs 15 to 25 Liberians, to contest for Senators Post.**



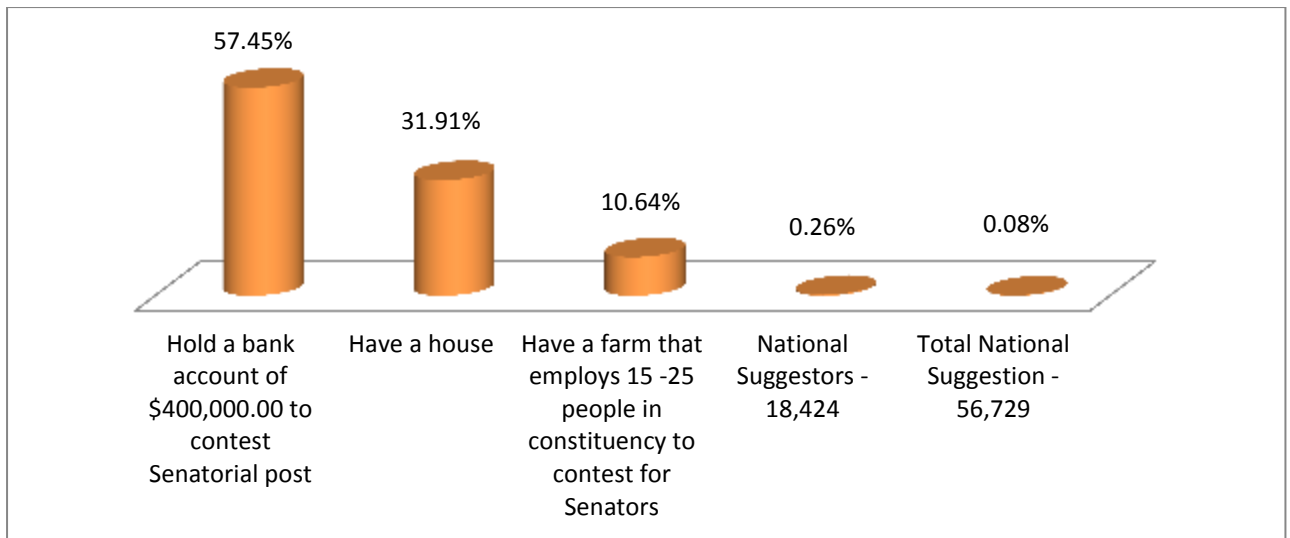
Liberians must have a bank account, a house, and a farm that employs about 15 to 25 persons.

### 5.3 Property Valuation for Representatives

Table 14.0 Property Valuation for Representatives				
Views Expressed	Number	Percent	National Suggestors - 18,424	Total National Suggestion - 56,729
Hold a bank account of \$400,000.LRD to contest as Representative	27	57.45%	0.26%	0.08%
Have a house in District to contest as Representative	15	31.91%		
Have a farm that employs 15 -25 Liberians in constituency to contest as Representative	5	10.64%		
Total	47	100.00 %		

The data in Table 14 suggest that Representatives must have a bank account, a house, or a farm that employs about 15 to 25 Liberians. These views are equally expressed in Figure 14 below.

**Figure 14.0 Hold a Bank Account of about 400,000LRD a House in county or a Farm that Employs 15 to 25 Liberians in Constituency to Contest for Representative Post.**

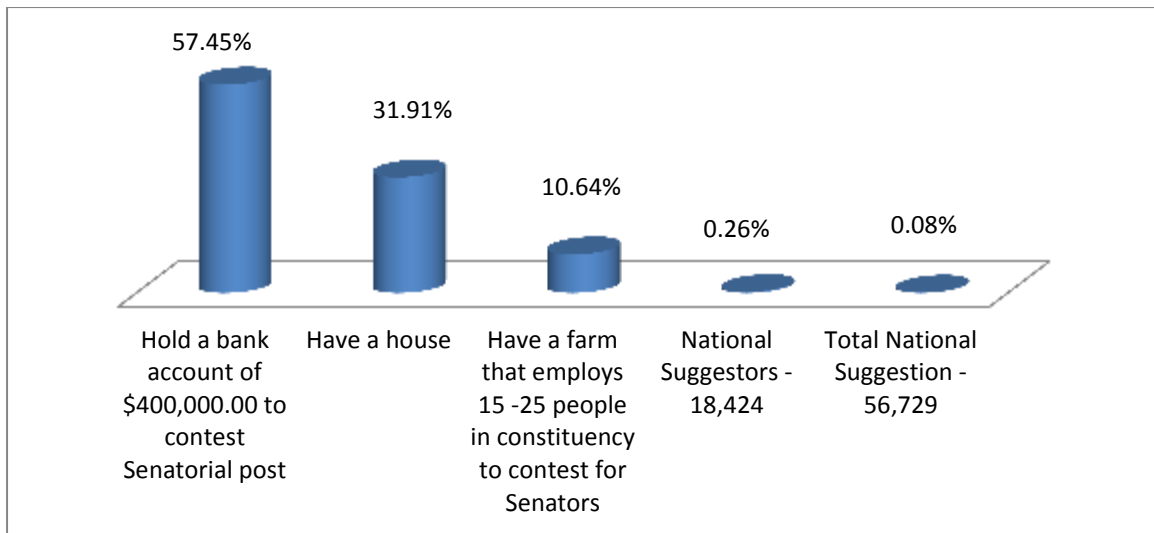


### 5.3 Property Valuation for Representatives

Table 15.0 Property Valuation for Representatives				
Views Expressed	Number	Percent	National Suggestors - 18,424	Total National Suggestion - 56,729
Hold a bank account of \$400,000.00 to contest as Representative	27	57.45%	0.26%	0.08%
Have a house in the constituency to contest as Representative	15	31.91%		
Have a farm that employs 15 -25 Liberians in constituency to contest as Representatives	5	10.64%		
Total	47	100.00%		

Table 15 reveals that Representatives must hold a bank account, a house, or a farm that employs about 15 to 25 Liberians.

Figure 15.0 Hold a bank account of \$400,000.00, A House in District and A Farm That Employs 15 -25 Liberians in Constituency to Contest for Representatives (n = 47)



## 6.0 Election of Local Government Officials

### 6.1 Elections of Superintendent

<b>Table 16.0 Election of Superintendent</b>				
<b>Views Expressed</b>	<b>Number</b>	<b>Percent</b>	<b>National Suggestors - 18,424</b>	<b>Total National Suggestion - 56,729</b>
Superintendents should be elected by their people	2,768	<b>72.90%</b>	<b>20.69%</b>	<b>6.72%</b>
All local Officials should be elected by their people	1,017	<b>26.78%</b>		
Superintendents of county to be elected for 4 years	7	<b>0.18%</b>		
Superintendents of county should have 2 terms in office	5	<b>0.13%</b>		
<b>Total</b>	<b>3,797</b>	<b>100.00%</b>		

In Table 16, about a little over seven in ten wants superintendents to be elected by their people. See details in Figure 16 below graphically.

**Figure 16.0 Superintendents Should Be Elected by their People (n = 3,797)**



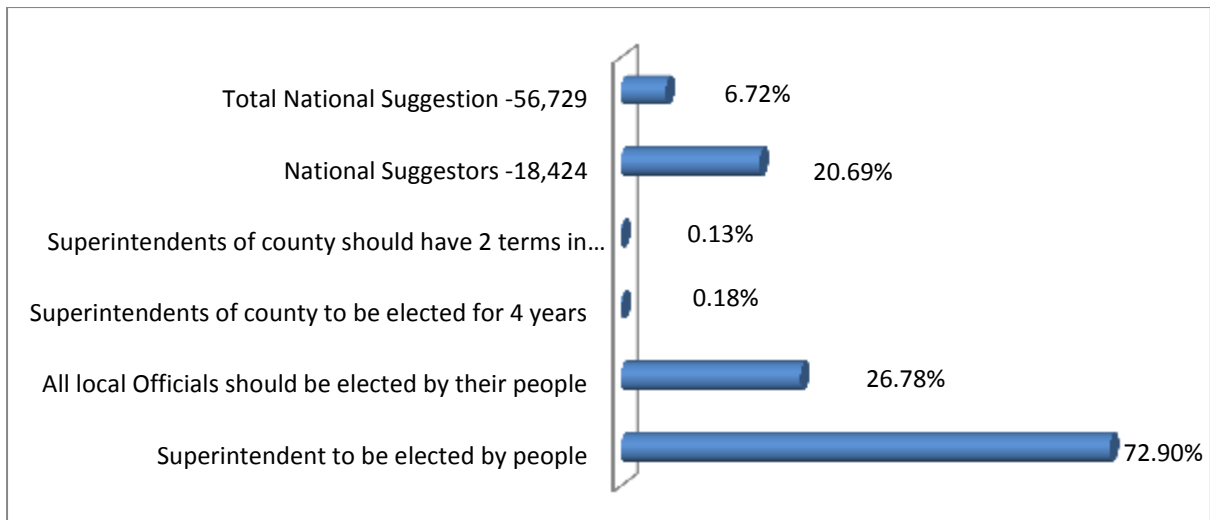


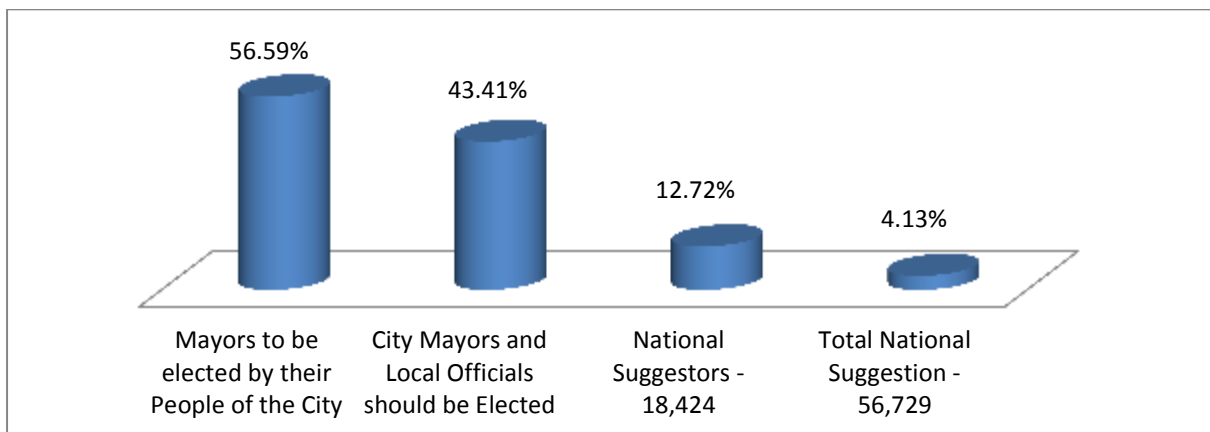
Figure 16 suggest that Superintendents Should be elected by their People.

### 6.2 Election of City Mayors

Table 17.0 Election of City Mayors				
Views Expressed	Number	Percent	National Suggestors - 18,424	Total National Suggestion - 56,729
Mayors to be elected by their people of the City	1,326	56.59%	12.72%	4.13%
City Mayors and Local Officials should be elected	1,017	43.41%		
Total	2,343	100.00%		

About 1,341 Liberians suggested that City Mayors should be elected by the People. This is also shown in Figure 17 below where about 98.88% suggested unanimously that Mayors be elected.

Figure 18.0 Mayors Should Be Elected by the People of the City (n = 2,343)



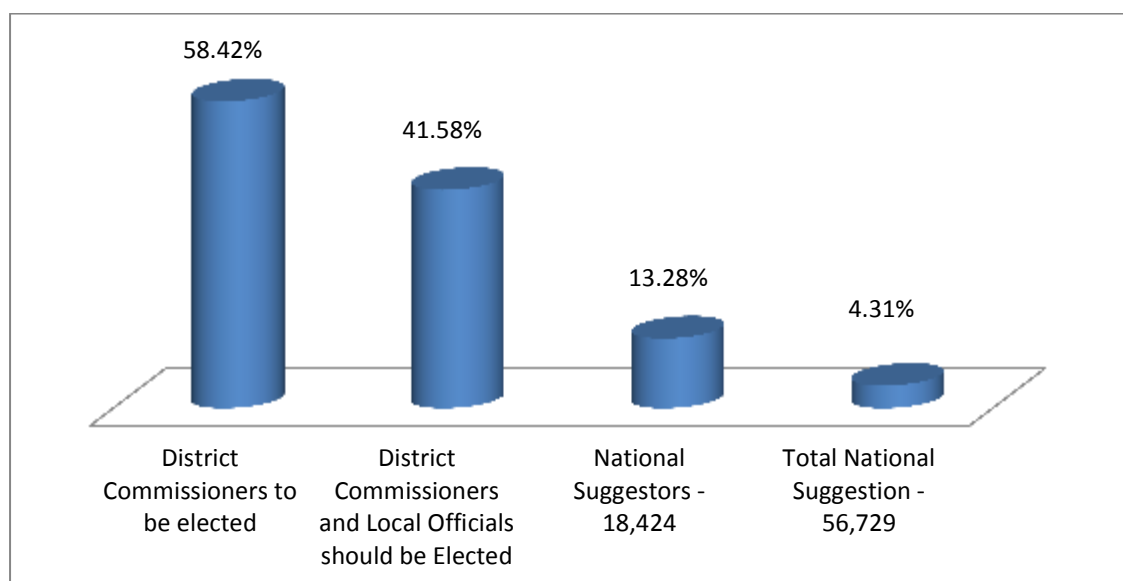
Almost six in ten Liberians want City Mayors to be elected by their people.

Table 17.0 Election of District Commissioners

Views Expressed	Number	Percent	National Suggestors - 18,424	Total National Suggestion - 56,729
District Commissioners should be elected	1,429	58.42%	13.28%	4.31%
District Commissioners and Local Officials should be elected	1,017	41.58%		
Total	2,446	100.00%		

Table 17 Revealed that about 2,446 Liberians suggested that District Commissioners should be elected by their people and this demonstrated in Figure 17 below by almost all Suggestors.

**Figure 17.0 District Commissioners should be elected by Their People (n = 2,446)**

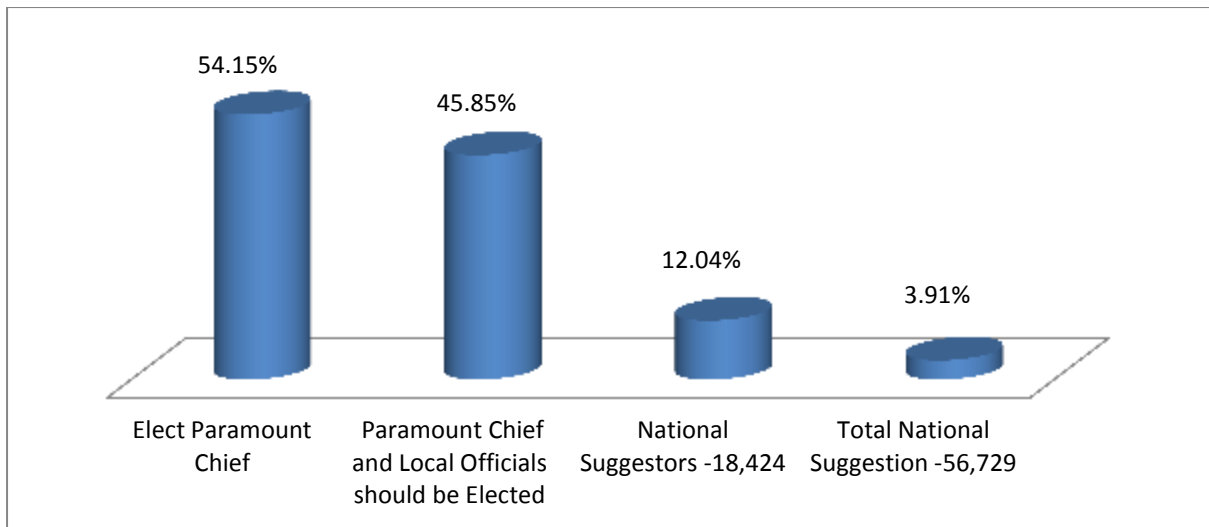


### 6.3 Election of Paramount Chief

Table 18.0 Election of Paramount Chief by traditional protocol				
Views Expressed	Number	Percent	National Suggestors - 18,424	Total National Suggestion - 56,729
Elect Paramount Chief by traditional protocol	1,201	54.15%	12.04%	3.91%
Paramount Chief and Local Officials should be elected	1,017	45.85%		
Total	2,218	100.00%		

All 2,218 Liberian suggested that all Paramount Chief should be elected by their people. This is also seen graphically in Figure 18 below.

**Figure 18.0 Paramount Chief Should be Elected by Their People (n = 2,218)**



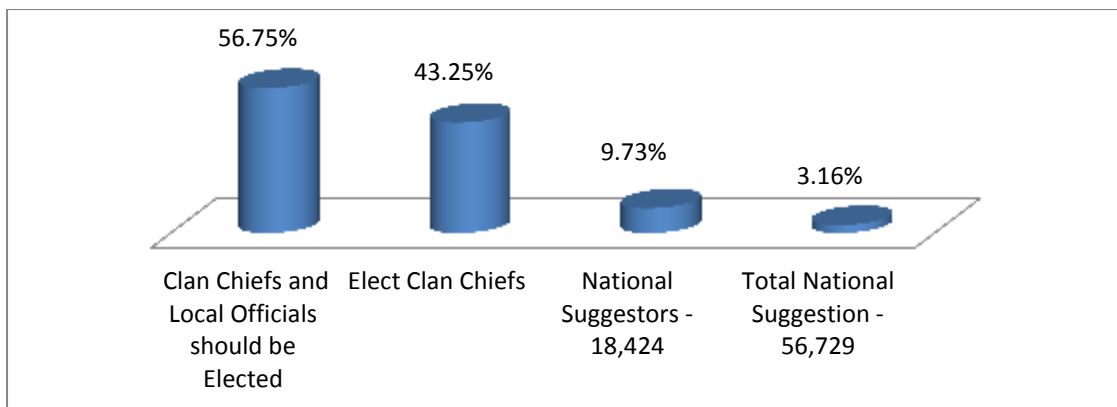
All Paramount Chief Should be Elected by Their People.

### 6.3 Election of Clan Chief

<b>Table 19.0 Election of Clan Chief by traditional protocol</b>				
<b>Views Expressed</b>	<b>Number</b>	<b>Percent</b>	<b>National Suggestors -</b>	<b>Total National Suggestion -</b>
Clan Chiefs and Local Officials should be elected	1,017	56.75%	9.73%	3.16%
Elect Clan Chiefs by traditional protocol	775	43.25%		
<b>Total</b>	<b>1,792</b>	<b>100.00%</b>		

About almost all the people suggested that Clan Chiefs should be elected by their people and is also shown in Figure 19 below.

**Figure 19.0 Clan Chiefs Should be elected by Their People (n = 1,792)**



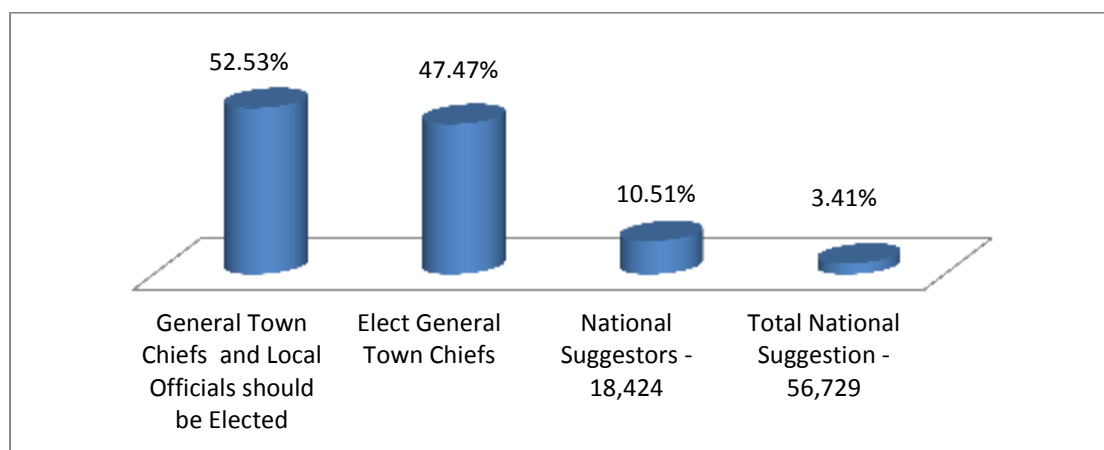
All Clan Chiefs Should be elected by Their People.

### 6.4 Election of General Town Chiefs

<b>Table 20.0 Election of General Town Chiefs traditional protocol</b>				
<b>Views Expressed</b>	<b>Number</b>	<b>Percent</b>	<b>National Suggestors - 18,424</b>	<b>Total National Suggestion - 56,729</b>
General Town Chiefs and Local Officials should be elected by traditional protocol	<b>1,017</b>	<b>52.53%</b>	<b>10.51%</b>	<b>3.41%</b>
Elect General Town Chiefs by traditional protocol	919	<b>47.47%</b>		
Total	<b>1,936</b>	<b>100.00%</b>		

Liberian wants all General Town Chiefs to be elected by their people. These views are in Figure 20 below.

**Figure 20.0 General Town Chiefs Should be elected by their People (n = 1,936)**



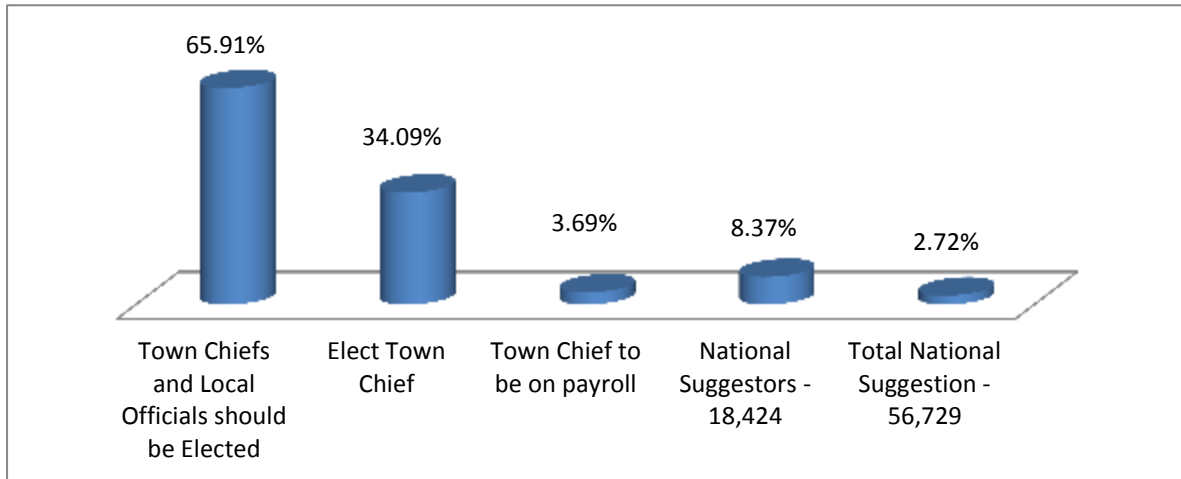
All General Town Chiefs Should be elected by traditional protocol.

### 6.5 0 Election of Town Chiefs

<b>Table 21.0 Election of Town Chiefs by traditional protocol</b>				
<b>Views Expressed</b>	<b>Number</b>	<b>Percent</b>	<b>National Suggestors - 18,424</b>	<b>Total National Suggestion - 56,729</b>
Town Chiefs and Local Officials should be Elected	<b>1,017</b>	<b>65.91%</b>	<b>8.37%</b>	<b>2.72%</b>
<b>Elect Town Chief by traditional protocol</b>	<b>469</b>	<b>30.40%</b>		
Town Chief to be on payroll	57	<b>3.69%</b>		
Total	<b>1,543</b>	<b>100.00%</b>		

Table 21 suggest that all Town Chief should be elected and be on pay roll.

**1,017 Town Chief and all local leader should be elected by their people (n = 1,543)**



All Town Chiefs should be elected and on pay roll of Government of Liberia.

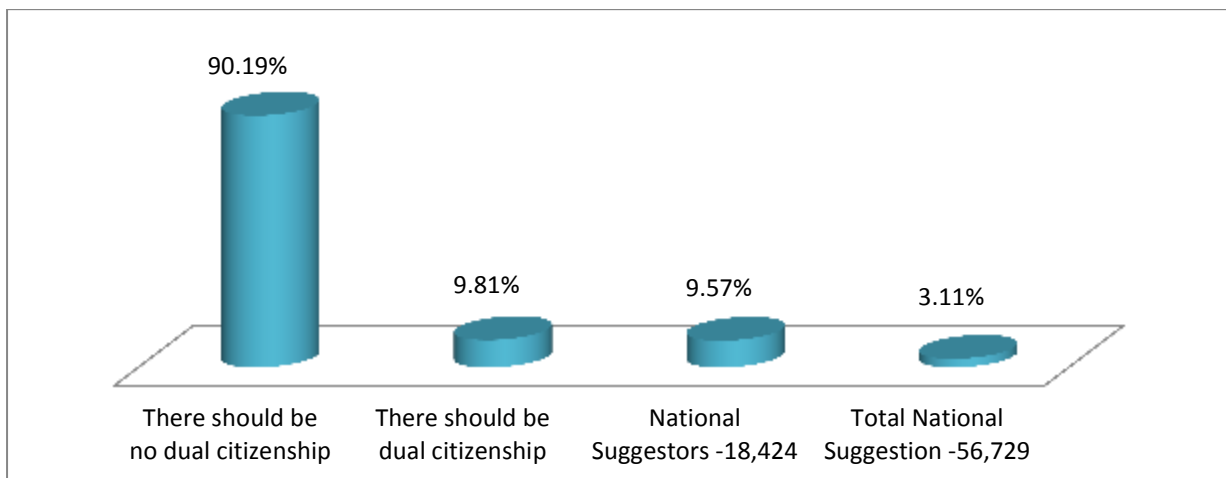
**7.0 Citizenship**

**7.1 Dual Citizenship**

<b>Table 22.0 Dual Citizenship</b>				
<b>Views Expressed</b>	<b>Number</b>	<b>Percent</b>	<b>National Suggestors - 18,424</b>	<b>Total National Suggestion - 56,729</b>
There should be no dual citizenship	1,590	<b>90.19%</b>	<b>9.57%</b>	<b>3.11%</b>
There should be dual citizenship	173	<b>9.81%</b>		
<b>Total</b>	<b>1,763</b>	<b>100.00%</b>		

Data in Table 22 suggest that a majority of Liberians said “There should be no dual citizenship.” This is also seen graphically below in Figure 22.

**Figure 22.0 There should be No Dual Citizenship in Liberia (n = 1,763)**



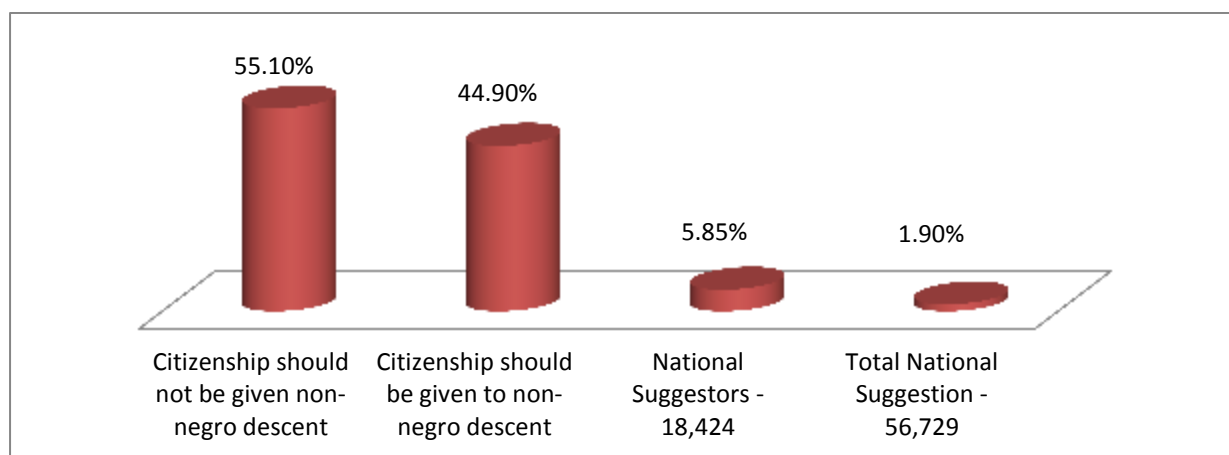
A majority (90.19%) Liberian said “there should be no dual citizenship.

## 7.2 Citizenship of Non-Negro Descent

Views Expressed	Number	Percent	National Suggestors - 18,424	Total National Suggestion - 56,729
Citizenship should not be given to people of non-negro descent	594	55.10%	5.85%	1.90%
Citizenship should be given to people of non-negro descent	484	44.90%		
Total	1,078	100.00%		

In Table 22, about six in ten Liberians said “citizenship should not be given to people of non-negro descent” compared to four in ten that equally suggested that “citizenship should be given to people of non-negro descent.”

**Figure 23.0 Citizenship concerning people of Non-negro descent (n = 1,078)**



More than half of the Suggestors said “Citizenship should not be given to people of non-negro descent.”

## 8.0 Land Rights

### 8.1 Individuals, Community, & Tribal People to Share in Mineral Resources on deeded Land

Views Expressed	Number	Percent	National Suggestors - 18,424	Total National Suggestion - 56,729
Community or private individuals to share proceeds from mineral resources found on or beneath their deeded land	651	74.06%	4.77%	1.55%
Tribal people to participate in transactions surrendering their ancestral land to investors/concessionaires	215	24.46%		
Wrongfully acquire tribal land should be relinquished to the tribe	13	1.48%		

Total	879	100.00%		
-------	-----	---------	--	--

Table 24 suggest that community or private individuals to share proceeds from mineral resources and wrongfully acquired tribal lands should be relinquished to the tribe. This is reflected in Figure 24 below.

**Figure 24.0 Tribal people and Community should Share in Mineral Resources on deeded Land (n = 879)**

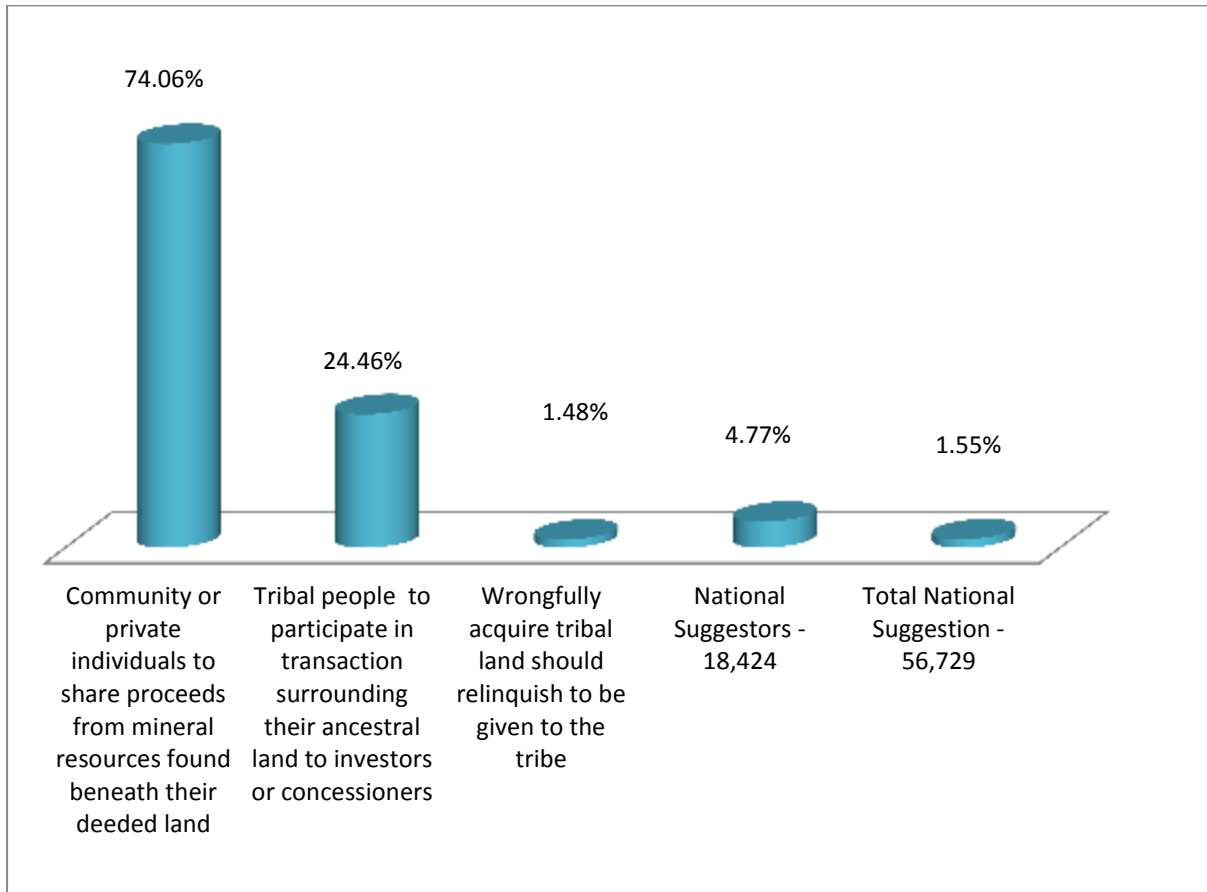


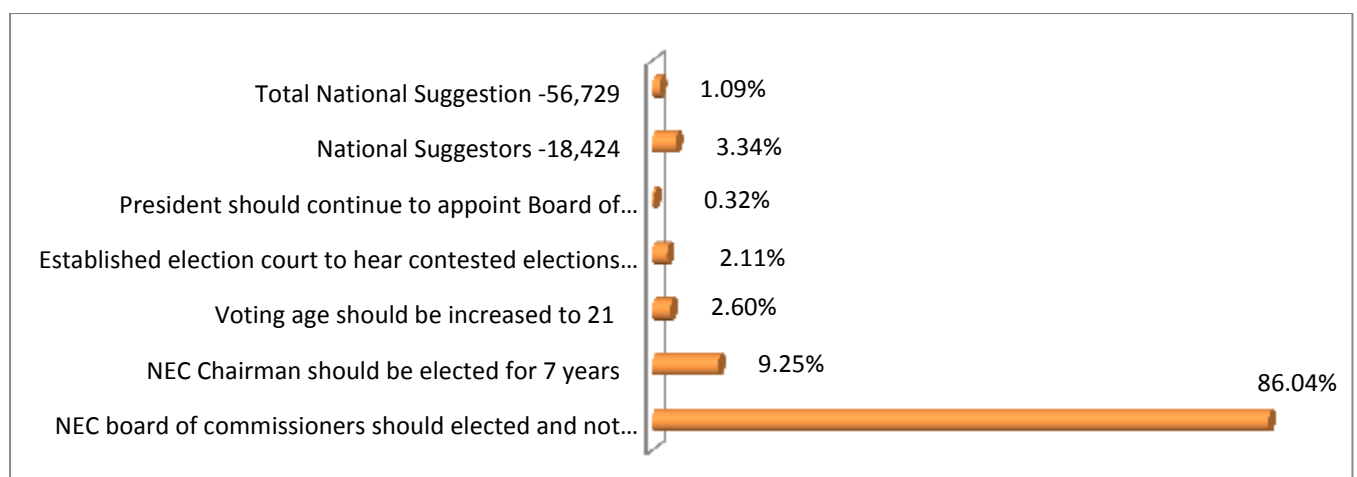
Figure 24 shows that community and tribal people should share in the proceeds, participate in transaction surrounding concessioners as well as wrongfully acquired tribal land should relinquish to the tribal people.

## 9.0 Election Commission

<b>Table 25.0 Election Commission</b>				
<b>Views Expressed</b>	<b>Number</b>	<b>Percent</b>	<b>National Suggestors - 18,424</b>	<b>Total National Suggestion - 56,729</b>
NEC board of commissioners should be elected and not appointed the President	530	<b>84.52%</b>	<b>3.34%</b>	<b>1.09%</b>
NEC Chairman should be elected for 7 years tenure	57	<b>9.09%</b>		
Voting age should be increased to 21	16	<b>2.56%</b>		
Established an election court to hear contested elections' matters & controversies	13	<b>2.07%</b>		
A committee should be set up to avoid voters trafficking	9	<b>1.44%</b>		
President should continue to appoint NEC board of commissioners	2	<b>0.32%</b>		
<b>Total</b>	<b>627</b>	<b>100.00%</b>		

Table 25 reveal that 88.33% or 530 Liberians wants NEC Board of Commissioners to be elected and not appointed, while 9.50% or 57 said NEC Chairman should be elected for seven years and a court should be established to hear contested election matters.

**Figure 25.0 NEC Board of Commissioners should be Elected, they should serve for 7 years, and Establish Election Court to Hear Contested Election matter ( n = 627)**



A majority of the people want the NEC Board to be elected and not appointed, while they should serve for seven years, voting age to be increased to 21 years, and a special court should be established to hear contested election matters.



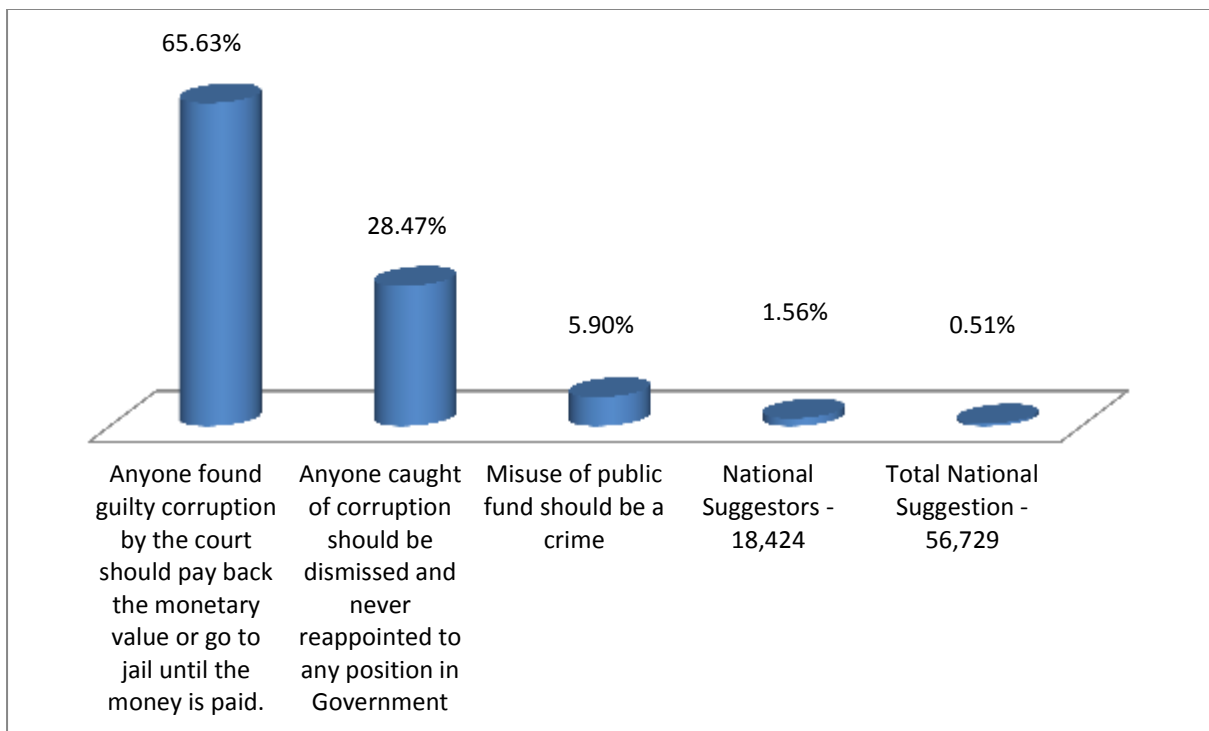
## 9.0 Corruption

### 9.1 Corruption in public Offices

Table 26.0 Corruption in Public Offices				
Views Expressed	Number	Percent	National Suggestors - 18,424	Total National Suggestion - 56,729
Anyone found guilty corruption by the court should pay back the monetary value or go to jail until the money is paid.	189	65.63%	1.56%	0.51%
Anyone caught of corruption should be dismissed and bar from serving in any appointed or elected position in Government	82	28.47%		
Misuse of public fund should be a crime	17	5.90%		
Total	288	100.00%		

Almost seven in ten want persons found guilty in the court of law should be put in prison and made to pay back said amount. This is also reflected in Figure 26 below graphically.

**Figure 26.0 Any one Found Guilty by The Court should Pay Back the Money and should not hold any Public Office in Government ( n = 288)**



## 10.0 Political Party

Table 27.0 Political Parties				
Views Expressed	Number	Percent	National Suggestors - 18,424	Total National Suggestion - 56,729
Political parties should not be more than four and not less than two	1,098	99.91%	5.96%	1.94%
Political Parties should be funded by government	1	0.09%		
Total	1,099	100.00%		

In Table 27, about a majority (99.91%) 1,099 Liberians said “Political parties should not be more than four and not less than two.” And 0.09% said “Political Parties should be funded by government.” These views are expressed graphically in Figure 27 below.

**Figure 27.0 Political parties should not be more than four and not less than two**

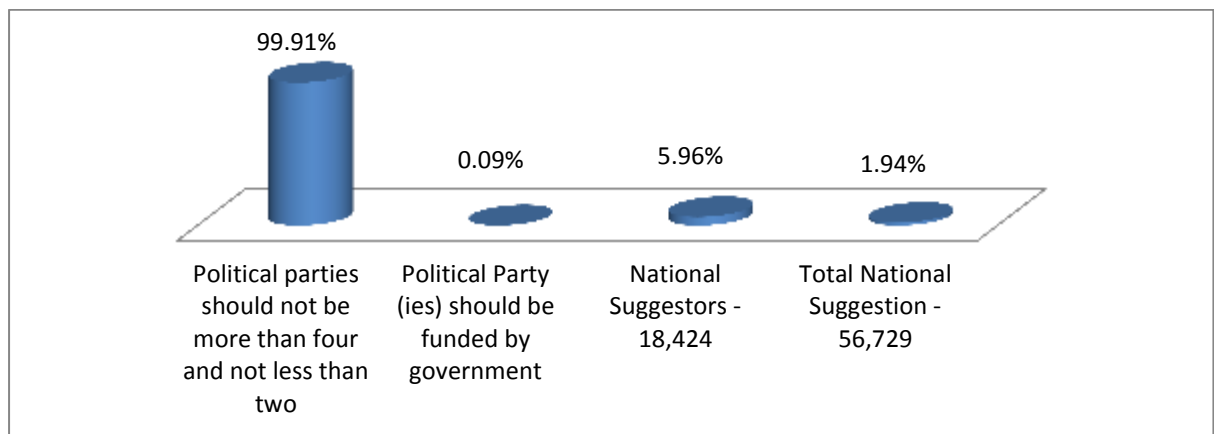


Figure 27 shows that Liberians want “Political parties not be more than four and not less than two. “

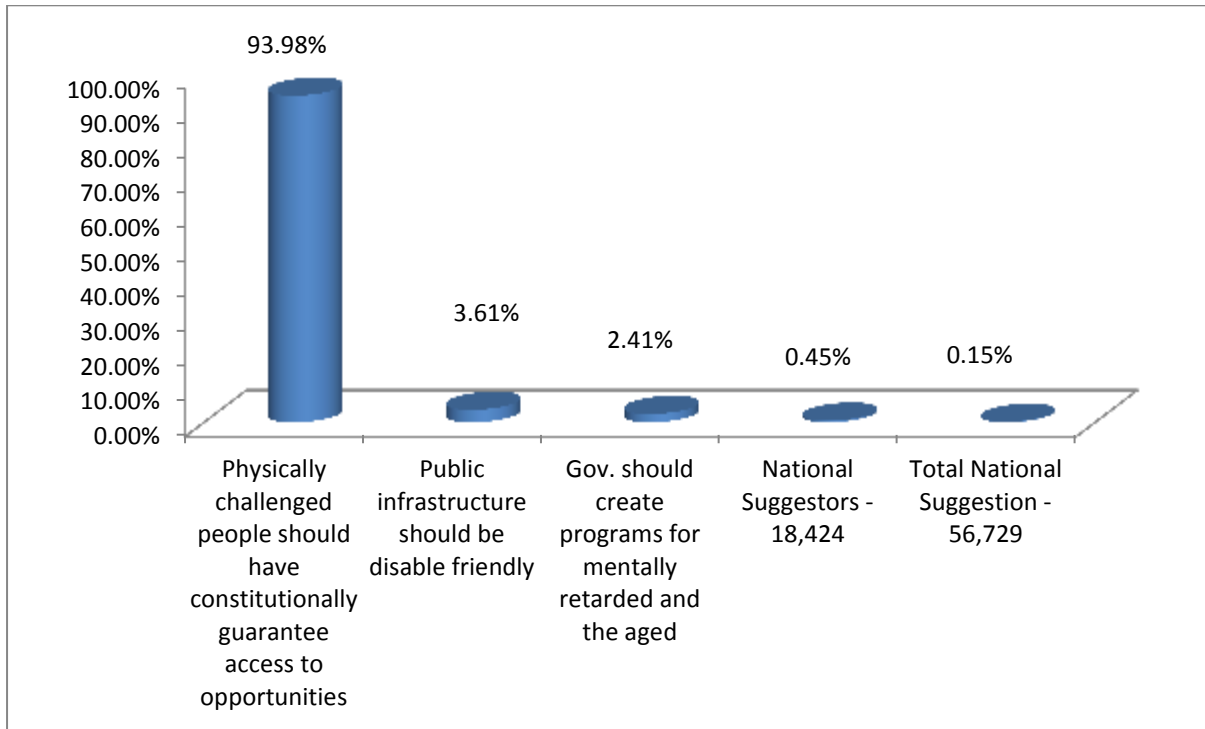
## 11.0 Physically Challenged Persons

Table 28.0 Physically Challenged Persons				
Views Expressed	Number	Percent	National Suggestors - 18,424	Total National Suggestion - 56,729
Physically challenged people should have constitutionally guarantee access to social-economic opportunities	78	93.98%	0.45%	0.15%
Public infrastructure should be disabled people friendly	3	3.61%		
Gov. should create programs for mentally retarded	2	2.41%		

people and the aged				
Total	<b>83</b>	<b>100.00%</b>		

The data in Table 28 shows that physically challenged people should have constitutionally guarantee access to social-economic opportunities and access to Public infrastructure. Details are presented graphically in Figure 28 below.

**Figure 28.0 Physically challenged people should have constitutionally guarantee access to social-economic opportunities. (n = 83)**



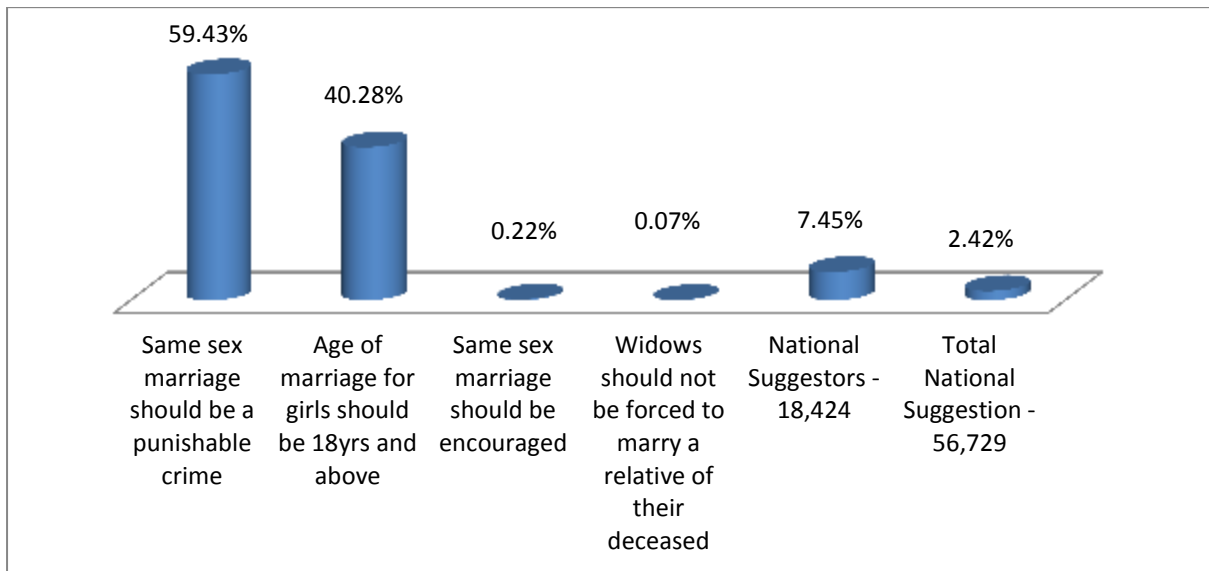
## 12.0 Marital Issues

<b>Table 28.0 Marital Issues</b>				
<b>Views Expressed</b>	<b>Number</b>	<b>Percent</b>	<b>National Suggestors - 18,424</b>	<b>Total National Suggestion - 56,729</b>
Same sex marriage should be a punishable crime	816	<b>59.43%</b>	7.45%	<b>2.42%</b>
Age of marriage for girls should be 18 years and above	553	<b>40.28%</b>		
Same sex marriage should be encouraged	<b>3</b>	<b>0.22%</b>		
Widows should not be forced to marry a relative of their deceased spouse	1	<b>0.07%</b>		

Total	<b>1,373</b>	<b>100.00%</b>		
-------	--------------	----------------	--	--

Table 28 reveals that about 1,373 Liberians talked about marital issues. Of this number, six in ten said “Same sex marriage should be a punishable crime,” while four in ten also said “Age of marriage for girls should be 18 years and above.” Less than one percent said “Same sex marriage should be encouraged and Widows should not be forced to marry a relative of their deceased” spouse. This is shown graphically in Figure 28.

**Figure 28.0 Same Sex marriages, 18 years Age of Marriages and Widows Rights (n = 1,373)**



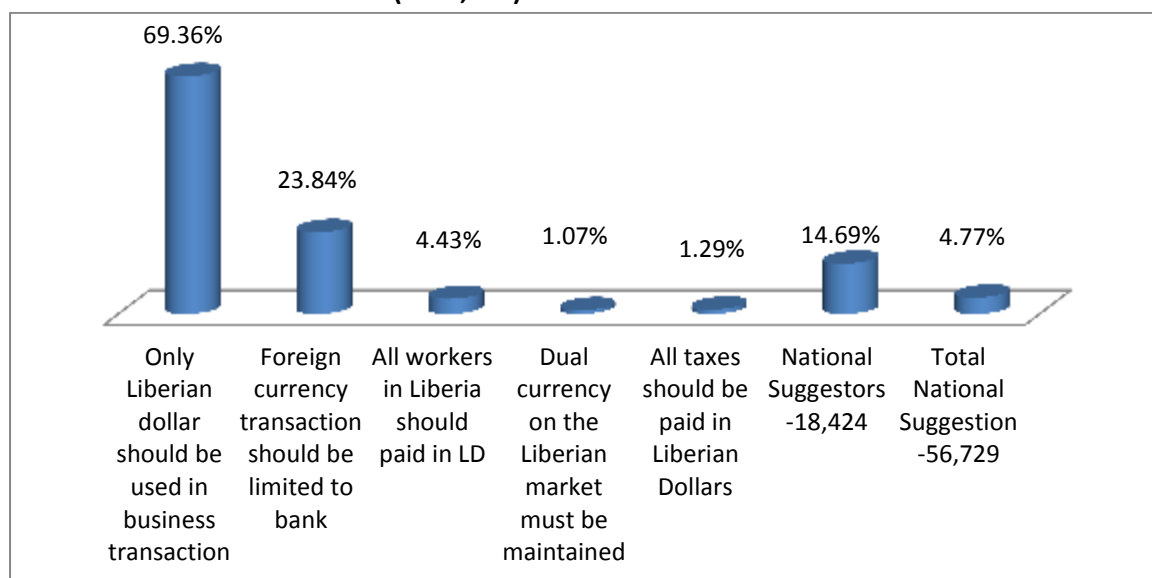
### 13.0 Currency

Views Expressed	Number	Percent	National Suggestors - 18,424	Total National Suggestion - 56,729
Only Liberian dollar should be used in local business transactions	1,877	<b>69.36%</b>	14.69%	<b>4.77%</b>
Foreign currency transaction should be limited to bank	645	<b>23.84%</b>		
All workers in Liberia should be paid in LRD	120	<b>4.43%</b>		
Dual currency on the Liberian market must be maintained	29	<b>1.07%</b>		

All taxes should be paid in Liberian Dollars	35	1.29%		
<b>Total</b>	<b>2,706</b>	<b>100.00%</b>		

Table 29 shows that 2,706 Liberians spoke on currency issues. For example, 1,877 or 69.36% said “Only Liberian dollar should be used in local business transactions,” while 645 or 23.84% said “foreign currency transaction should be limited to bank,” and “all workers in Liberia should be paid in LRD.” The rest of the people about 29 or 1.07% said “dual currency on the Liberian market must be maintained.” This is reflected in Figure 29 below.

**Figure 29.0 Liberian Dollars should be Used in local Business Translation and Foreign Currency should be Limited to the Banks (n = 2,706)**

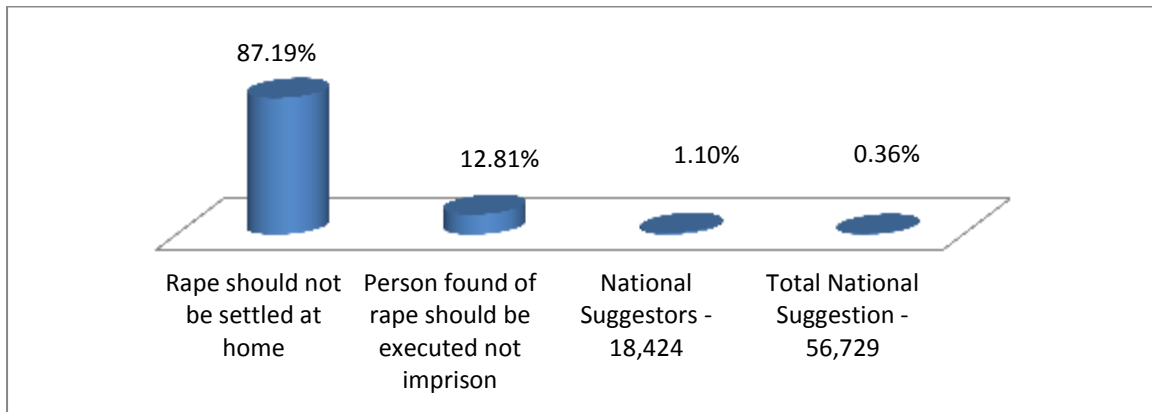


### 13.0 Rape Issues

<b>Table 30.0 Rape Issues</b>				
Views Expressed	Number	Percent	National Suggestors -	Total National Suggestion -
Rape should not be settled at home	117	87.19%	1.10%	0.36%
Person found of rape should be executed not imprison	26	12.81%		
<b>Total</b>	<b>203</b>	<b>100.00%</b>		

About 203 Liberians spoke on the issues of rape in Liberia. For example about 117 or 87.19% said “rape should not be settled at home.” While 26 or 12.81% also said “Person found of rape should be executed not imprison.” This illustrated in Figure 30.0 below.

**Figure30.0 Rape Should Not be Settled at Home (n = 203)**

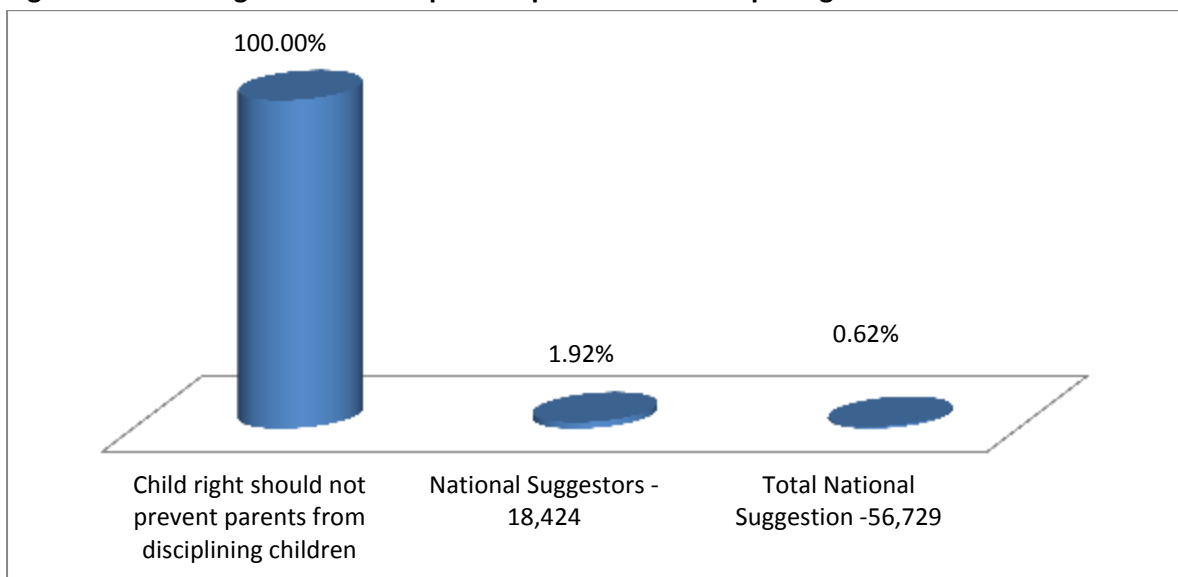


**14.0 Child Rights**

<b>Table 31.0 Child Rights</b>				
<b>Views Expressed</b>	<b>Number</b>	<b>Percent</b>	<b>National Suggestors - 18,424</b>	<b>Total National Suggestion - 56,729</b>
Child right should not prevent parents from disciplining children	353	100.0%	1.92%	0.62%
<b>Total</b>	<b>353</b>	<b>100.00%</b>		

In Table31.0, about 353 Liberians said “Child rights should not prevent parents from disciplining children.” This is shown in Figure 31 below.

**Figure 31.0 Child rights should not prevent parents from disciplining children**



**15.0 No Civilian Shall Wear Military Uniform**

<b>Table 32.0 No Civilian Shall Wear Military Uniform</b>				
<b>Views Expressed</b>	<b>Number</b>	<b>Percent</b>	<b>National Suggestors - 18,424</b>	<b>Total National Suggestion - 56,729</b>
No Civilian Shall Wear Military Uniform	<b>1</b>	<b>100.00</b>	<b>0.01%</b>	<b>0.00%</b>
<b>Total</b>	<b>1</b>	<b>100.00%</b>		

One Person said “No Civilian Shall Wear Military Uniform.”

**Figure 32.0 No Civilian Shall Wear Military Uniform (n =1)**

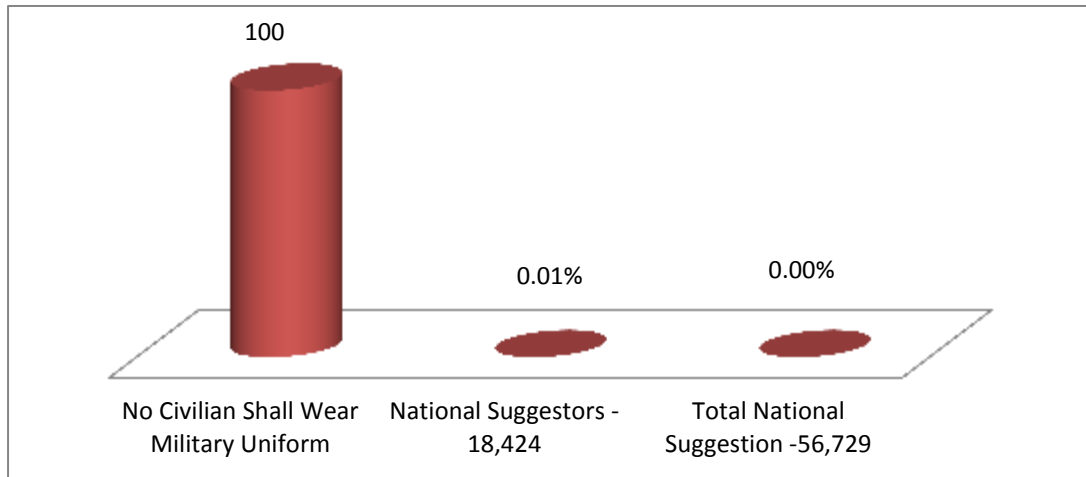


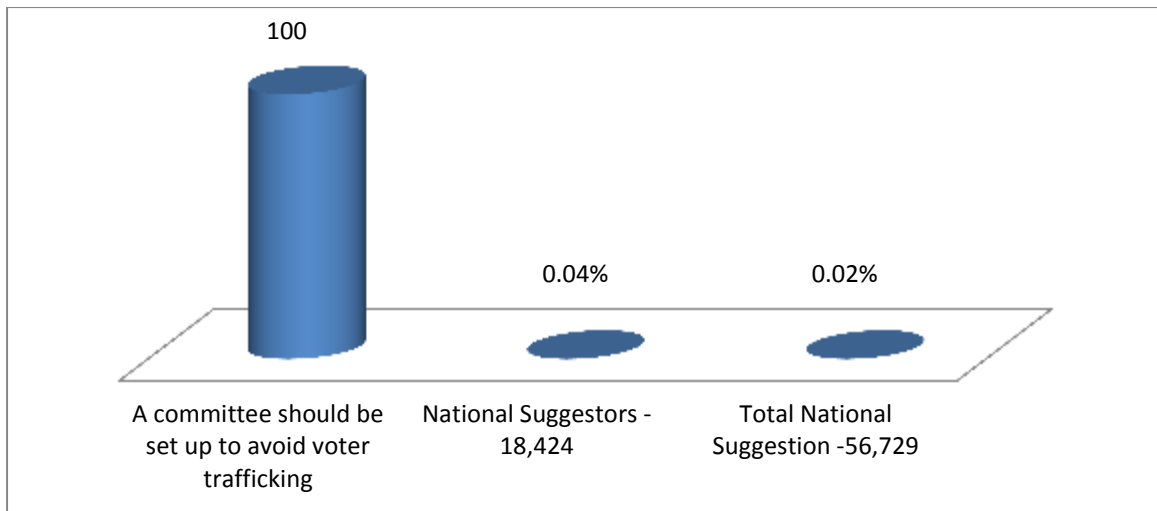
Figure 32 shows that civilian should not wear military uniform.

### 16.0 Voter Trafficking

<b>Table 33.0 Voter Trafficking</b>				
<b>Views Expressed</b>	<b>Number</b>	<b>Percent</b>	<b>National Suggestors - 18,424</b>	<b>Total National Suggestion - 56,729</b>
A committee should be set up to avoid voter trafficking	<b>9</b>	<b>100.0</b>	<b>0.04%</b>	<b>0.02%</b>
<b>Total</b>	<b>9</b>	<b>100.00%</b>		

In Table 33, nine Liberians suggested that “A committee should be set up to avoid voter trafficking.” This suggestion is done graphically in Figure 33 below.

**Figure 33.0 A committee should be set up to avoid voter trafficking (n = 9)**

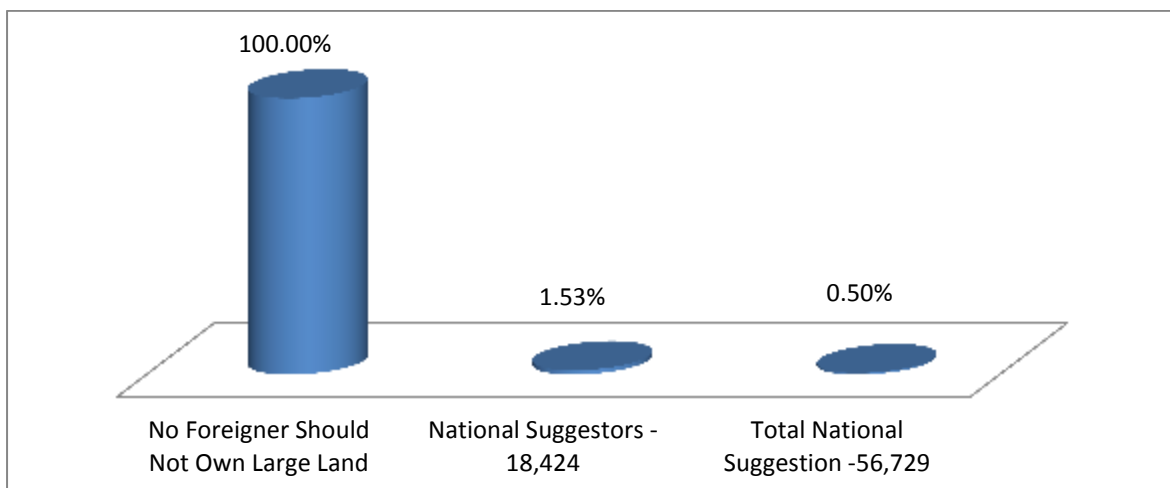


### 17.0 No Foreigner Should Not Own Large Land

Table 34.0 No Foreigner Should Not Own Large Land				
Views Expressed	Number	Percent	National Suggestors - 18,424	Total National Suggestion - 56,729
No Foreigner Should Not Own Large Land	282	100.00	1.53%	0.50%
<b>Total</b>	<b>282</b>	<b>100.00%</b>		

Table 34 suggest that “No Foreigner Should Not Own Large Land.” See details below in Figure 34 below.

Figure 34.0 No Foreigner should own large amount of Land In Liberia ( n = 282)



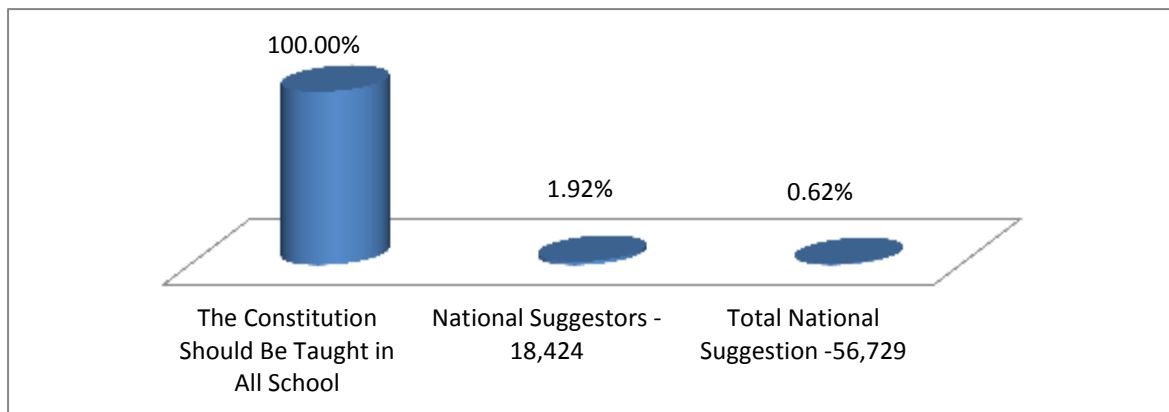


### 18.0 The Constitution Should Be Taught in All School

<b>Table 34.0 The Constitution Should Be Taught in All School</b>				
<b>Views Expressed</b>	<b>Number</b>	<b>Percent</b>	<b>National Suggestors - 18,424</b>	<b>Total National Suggestion - 56,729</b>
The Constitution Should Be Taught in All Schools	353	100.00%	1.92%	0.62%
<b>Total</b>	353	100.00%		

Table 34 suggests that the Constitution Should Be Taught in All Schools.

**Figure 34.0 The Constitution Should Be Taught in All Schools (n = 353)**



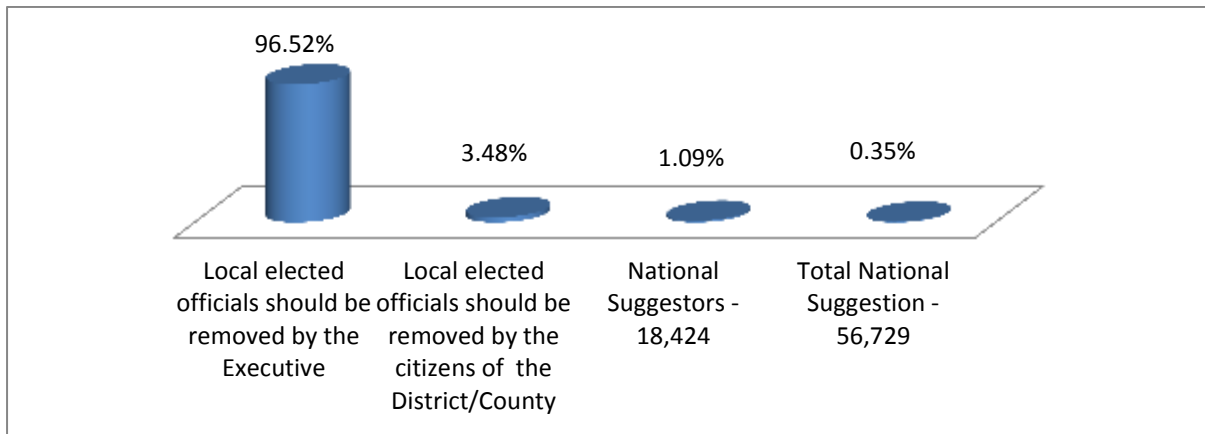
The Constitution Should Be Taught in All Schools.

### 19.0 Removal of Elected Officials

<b>Table 35.0 The Removal of Elected Officials</b>				
<b>Views Expressed</b>	<b>Number</b>	<b>Percent</b>	<b>National Suggestors - 18,424</b>	<b>Total National Suggestion - 56,729</b>
Local elected officials should be removed by the Executive	194	96.52%	1.09%	0.35%
Local elected officials should be removed by the citizens of the District/County	7	3.48%		
<b>Total</b>	201	100.00%		

A majority wants “Local elected officials should be removed by the Executive.” See Figure 35.

**Figure 35.0 Local elected officials should be removed by the Executive (n = 201)**

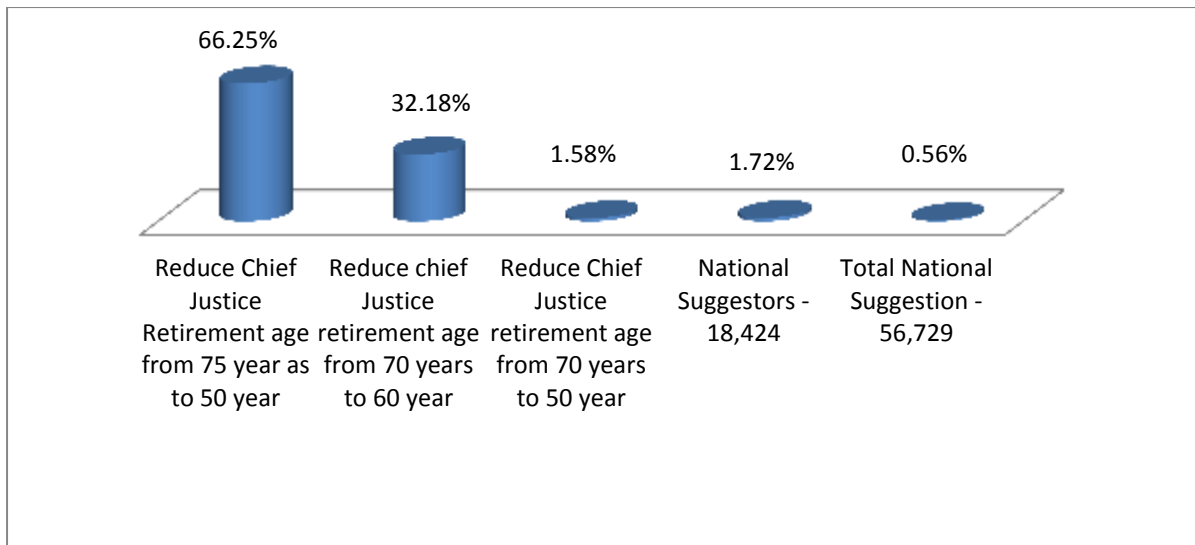


**20.0 Reduce Chief Justice Retirement Age**

<b>Table 36.0 Reduce Chief Justice Retirement Age</b>				
<b>Views Expressed</b>	<b>Number</b>	<b>Percent</b>	<b>National Suggestors - 18,424</b>	<b>Total National Suggestion - 56,729</b>
Reduce Chief Justice Retirement age from 75 year to 50 years	<b>210</b>	<b>66.25%</b>	<b>1.72%</b>	<b>0.56%</b>
Reduce chief Justice retirement age from 70 years to 60 years	102	<b>32.18%</b>		
Reduce Chief Justice retirement age from 70 years to 50 years	<b>5</b>	<b>1.58%</b>		
<b>Total</b>	<b>317</b>	<b>100.00%</b>		

Most Liberians want a reduction in the “Retirement age from 75 years to 50 years” for Chief Justices. This is also shown in Figure 36.

**Figure 36.0 Reduce Chief Justice Retirement age from 75 year as to 50 year (n = 317)**

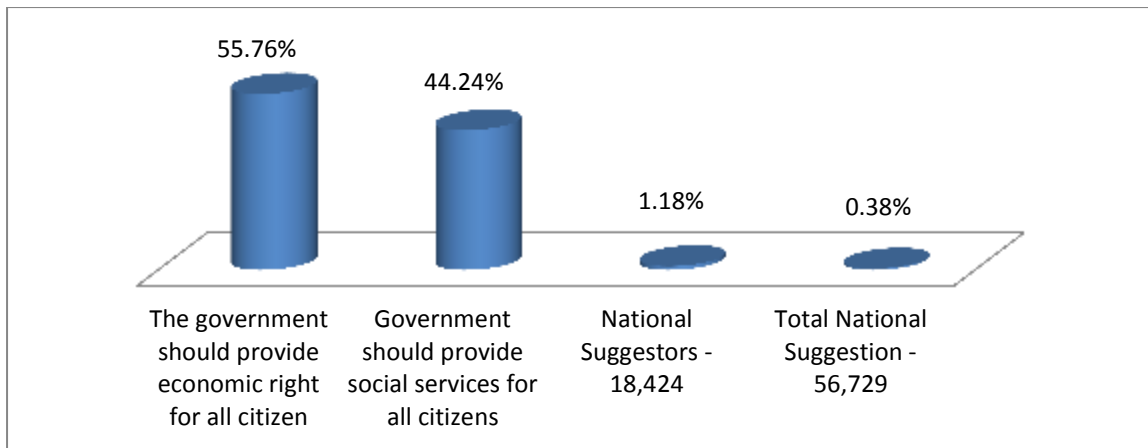


### 21.0 Government Should Provide Social and Economic Services For All Citizens

Table 37.0 Government Should Provide Social and Economic Services For All Citizens				
Views Expressed	Number	Percent	National Suggestors - 18,424	Total National Suggestion - 56,729
The government should provide economic rights for all citizen	121	55.76%	1.18%	0.38%
Government should provide social services for all citizens	96	44.24%		
<b>Total</b>	<b>217</b>	<b>100.00%</b>		

About 121 or 55.76% Liberians said “The government should provide economic right for all citizens.” While 44.24% or 96 Liberian also said “Government should provide social services for all citizens.” This implies that Liberians want their government to provide economic empowerment for the citizens. See details in Figure 37.

**Figure 37.0 Liberian want their government to provide economic empowerment for the citizens (n = 217)**

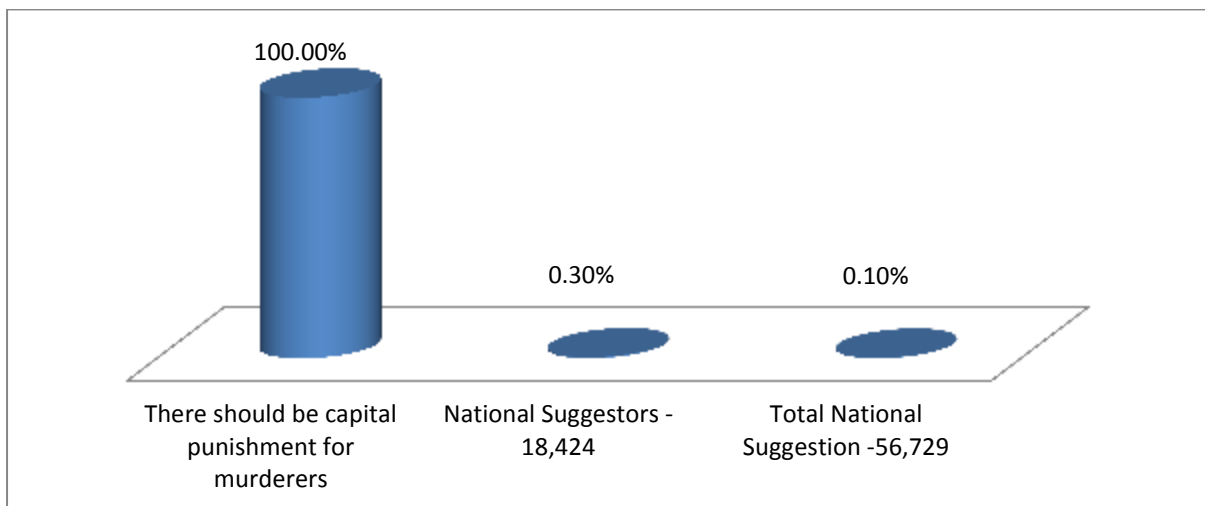


## 22.0 Murder

Table 38.0 There should be capital punishment for murderers				
Views Expressed	Number	Percent	National Suggestors - 18,424	Total National Suggestion - 56,729
There should be capital punishment for murderers	55	100.00%	0.30%	0.10%
<b>Total</b>	<b>55</b>	<b>100.00%</b>		

About 55 Liberians suggested "There should be capital punishment for murderers." See details in Figure 38 below.

Figure 38.0 There should be capital punishment for murderers (n = 55)



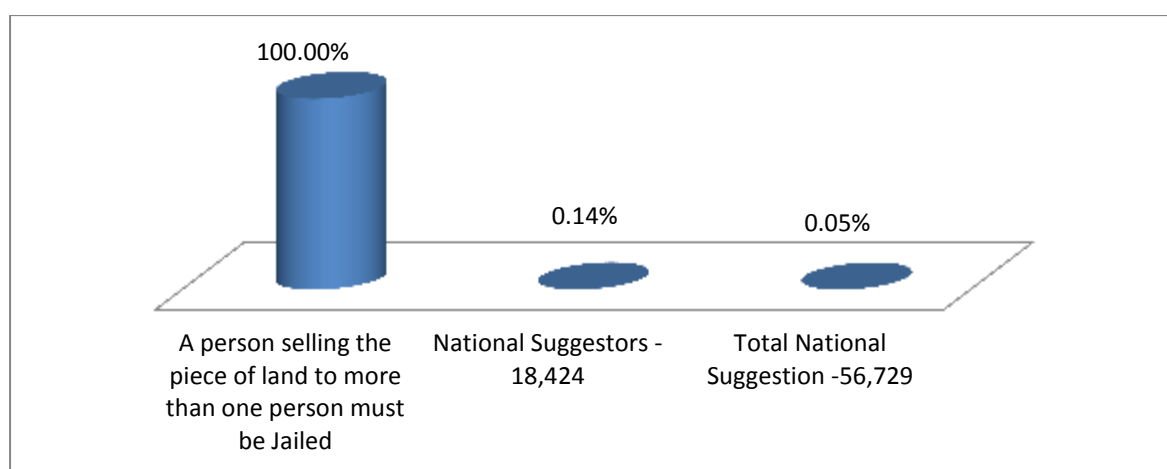
## 23.0 Sales of Land

<b>Table 39.0</b> A person selling the piece of land to more than one person must be Jailed
---

Views Expressed	Number	Percent	National Suggestors - 18,424	Total National Suggestion - 56,729
A person selling the piece of land to more than one person must be Jailed	26	100.00%	0.14%	0.05%
<b>Total</b>	<b>26</b>	<b>100.00%</b>		

Table 39 suggest that “A person selling the piece of land to more than one person must be Jailed.” See it in Figure 38 below.

**Figure 39.0 A people selling the piece of land to more than one person must be Jailed (n = 26)**

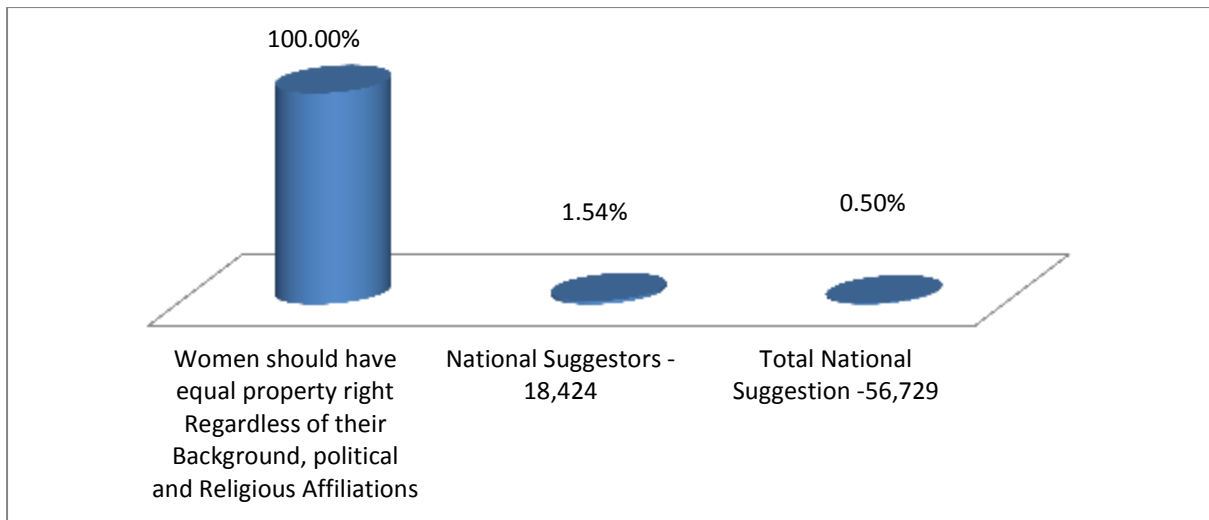


## 24.0 Women Property Rights

<b>Table 40.0 Women should have equal property right Regardless of their Background, political and Religious Affiliations</b>				
Views Expressed	Number	Percent	National Suggestors - 18,424	Total National Suggestion - 56,729
Women should have equal property right Regardless of their Background, political and Religious Affiliations	284	100.00%	1.54%	0.50%
<b>Total</b>	<b>284</b>	<b>100.00%</b>		

Table 40 suggest that “Women should have equal property rights Regardless of their Background, political and Religious Affiliations.” See details in Figure 40.

**Figure 40.0 Women should have equal property rights Regardless of their Background, political and Religious Affiliations (n = 284)**



### 25.0 National Identification Card

Table 41.0 All citizens should have National Identification Cards				
Views Expressed	Number	Percent	National Suggestors - 18,424	Total National Suggestion - 56,729
All citizens should have National Identification Cards	56	100.00%	0.30%	0.10%
<b>Total</b>	<b>56</b>	<b>100.00%</b>		

Table 41 suggest that "All citizens should have National Identification Cards."

Figure 41.0 All citizens should have National Identification Cards (n = 56)

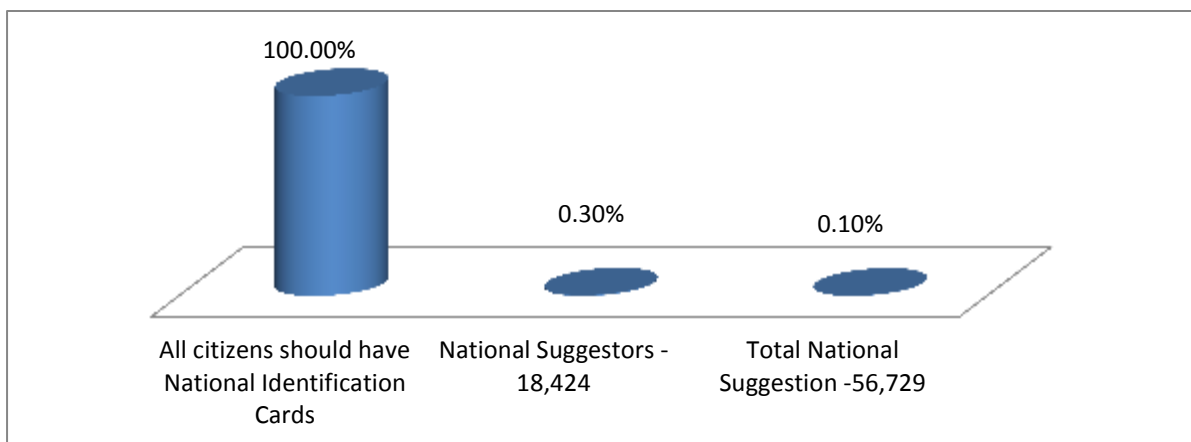


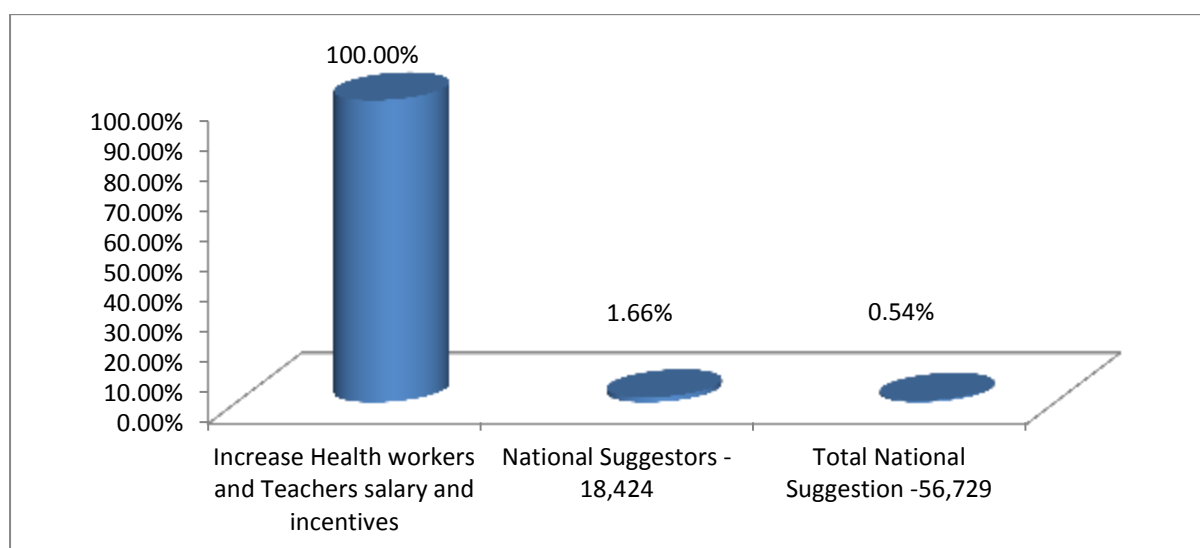
Figure 41 Reveals that Liberians wants "All citizens should have National Identification Cards."

## 26.0 Health Workers and Teachers Salary

Table 42.0 Increase Health workers and Teachers salary and incentives				
Views Expressed	Number	Percent	National Suggestors - 18,424	Total National Suggestion - 56,729
Increase Health workers and Teachers salary and incentives	305	100.00%	1.66%	0.54%
<b>Total</b>	<b>305</b>	<b>100.00%</b>		

Data in Table 42 shows that Liberians want an Increase in Teachers and Health workers salaries. Details are in Figure 42.

**Figure 42.0 Increase Health workers and Teachers salary and incentives (n = 305)**

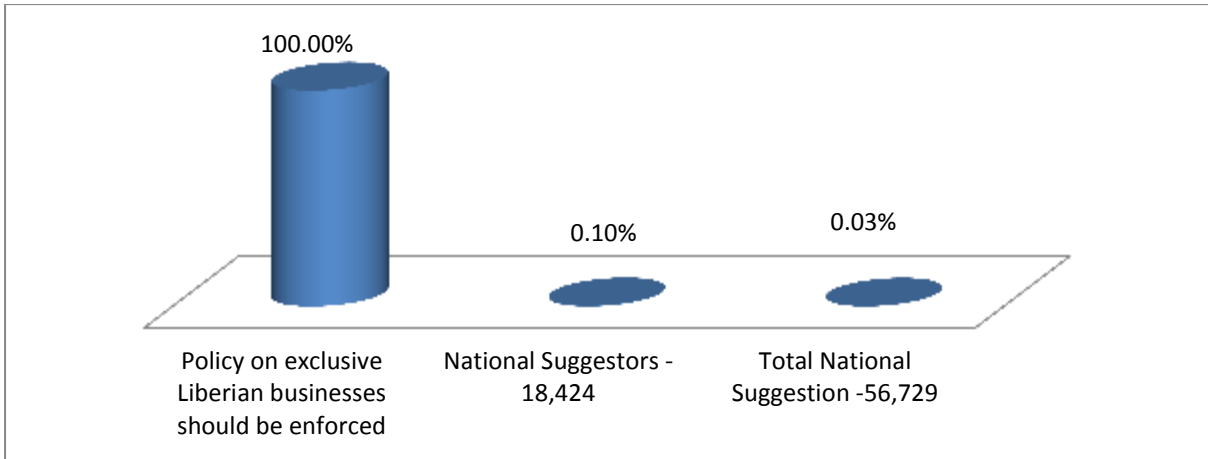


## 27.0 Liberian Business

Table 43.0 Policy on exclusive Liberian businesses should be enforced				
Views Expressed	Number	Percent	National Suggestors - 18,424	Total National Suggestion - 56,729
Policy on exclusive Liberian businesses should be enforced	18	100.00%	0.10%	0.03%
<b>Total</b>	<b>18</b>	<b>100.00%</b>		

Table 43 shows that Liberians want "Policy on exclusive Liberian businesses to be enforced." This is also shown in Figure 43 below.

**Figure 43.0 Policy on exclusive Liberian businesses should be enforced (n = 18)**



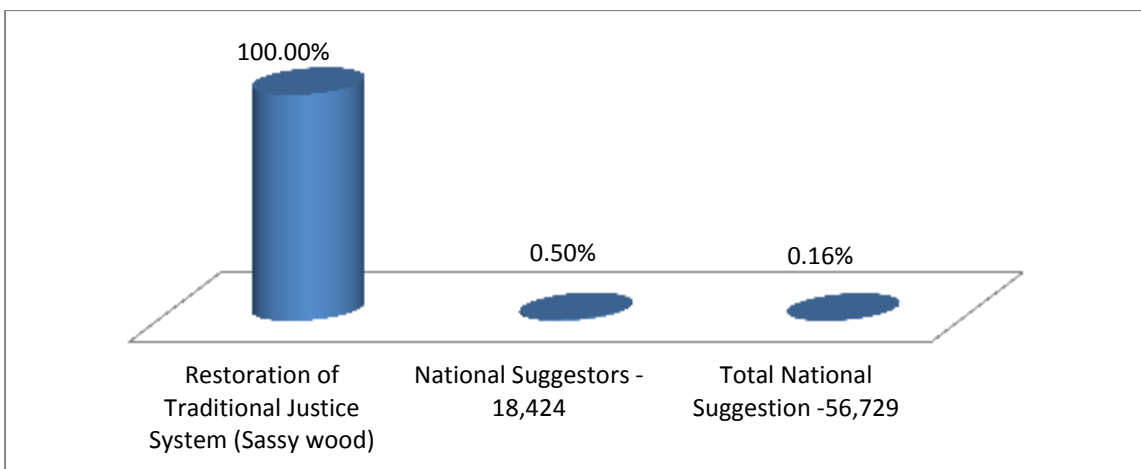
**28.0 Traditional Justice**

**Table 44.0** Restoration of Traditional Justice System (Sassy wood)

Views Expressed	Number	Percent	National Suggestors - 18,424	Total National Suggestion - 56,729
Restoration of Traditional Justice System (Sassy wood)	93	100.00%	0.50%	0.16%
<b>Total</b>	<b>93</b>	<b>100.00%</b>		

In table 44, Liberian are suggesting “Restoration of Traditional Justice System (Sassy wood).” See further details in Figure 44.

**Figure 44.0** Restoration of Traditional Justice System (Sassy wood) (n = 93)

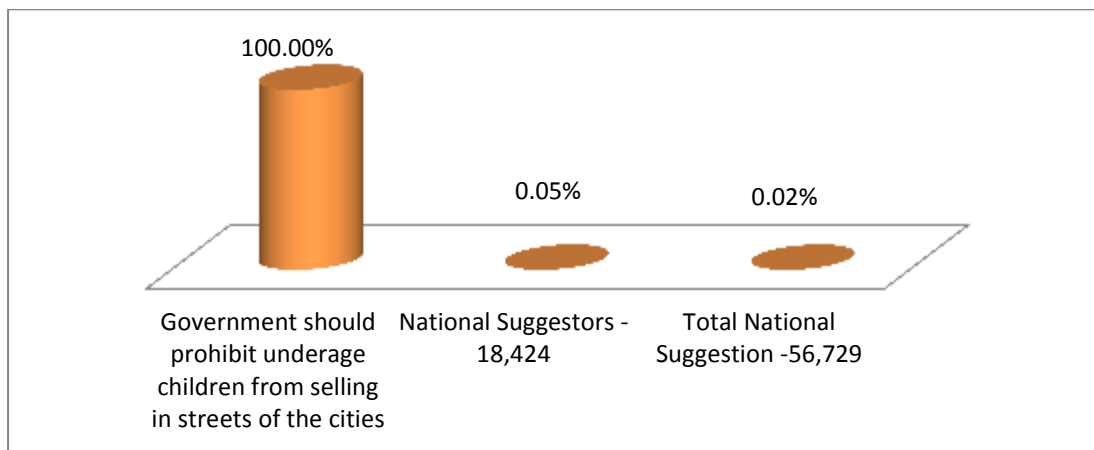




### 29.0 Street Selling

<b>Table 45.0</b> Government should prohibit underage children from selling in streets of the cities				
<b>Views Expressed</b>	<b>Number</b>	<b>Percent</b>	<b>National Suggestors - 18,424</b>	<b>Total National Suggestion - 56,729</b>
Government should prohibit underage children from selling in streets of the cities	9	100.00%	0.05%	0.02%
<b>Total</b>	<b>9</b>	<b>100.00%</b>		

**Figure 45.0** Government should prohibit underage children from selling in streets of the cities (n = 9)

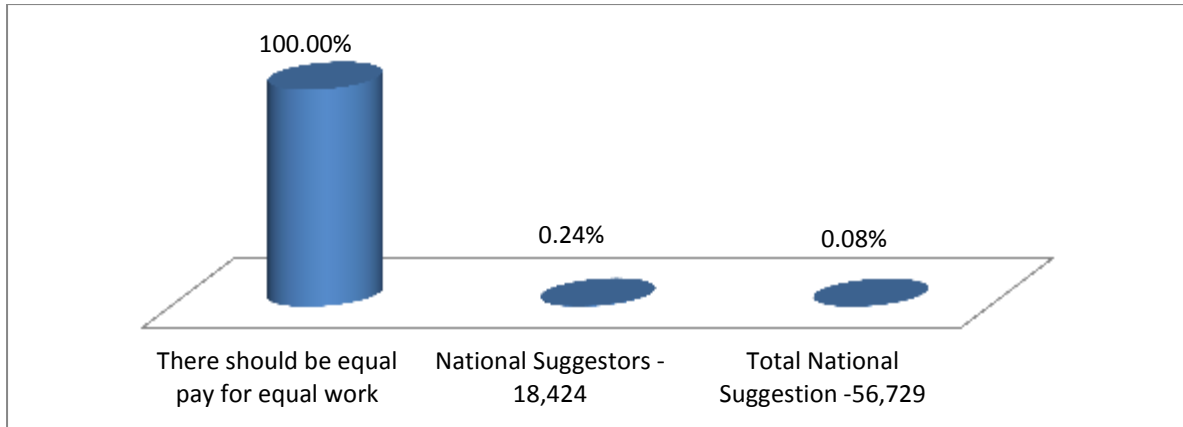


### 30.0 Equal pay for equal work

<b>Table 46.0</b> There should be equal pay for equal work				
<b>Views Expressed</b>	<b>Number</b>	<b>Percent</b>	<b>National Suggestors - 18,424</b>	<b>Total National Suggestion - 56,729</b>
There should be equal pay for equal work	45	100.00%	0.24%	0.08%
<b>Total</b>	<b>45</b>	<b>100.00%</b>		

Table 46 suggest that "there should be equal pay for equal work." See details in figure 46.

**Figure 46.0** There should be equal pay for equal work (n = 45)

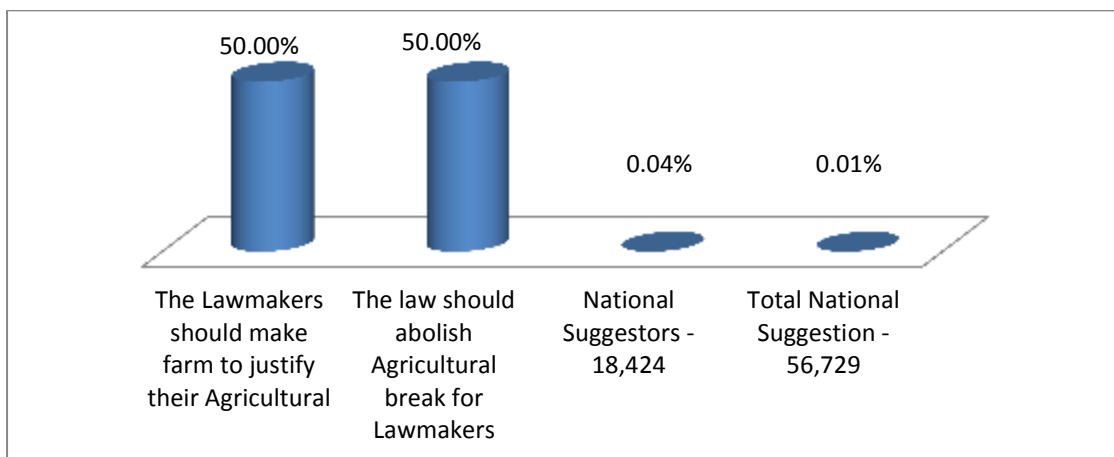


### 31.0 Agriculture Break

Views Expressed	Number	Percent	National Suggestors - 18,424	Total National Suggestion - 56,729
The Lawmakers should make farm to justify their Agricultural	4	50.00%	0.04%	0.01%
The law should abolish Agricultural break for Lawmakers	4	50.00%		
<b>Total</b>	<b>8</b>	<b>100.00%</b>		

In Table 46, Half of the Liberians want “the Lawmakers to make farm to justify their Agricultural Break” Another half said “The law should abolish Agricultural break for Lawmakers.”

**Figure 46.0 The Lawmakers should make farm to justify their Agricultural Break or Agricultural Break for Lawmakers be abolished (n = 8)**

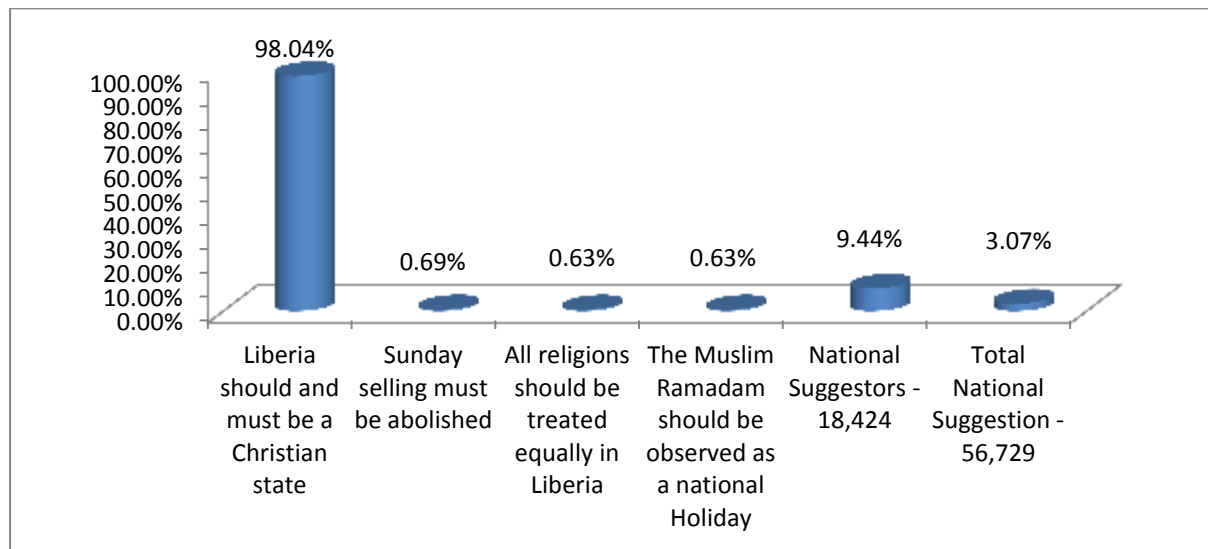


### 32.0 Religion

<b>Table 47.0 Religion</b>				
<b>Views Expressed</b>	<b>Number</b>	<b>Percent</b>	<b>National Suggestors - 18,424</b>	<b>Total National Suggestion - 56,729</b>
Liberia should and must be a Christian state	<b>1,705</b>	<b>98.04%</b>	<b>9.44%</b>	<b>3.07%</b>
Sunday selling must be abolished	<b>12</b>	<b>0.69%</b>		
All religions should be treated equally in Liberia	<b>11</b>	<b>0.63%</b>		
The Muslim Ramadan should be observed as a national Holiday	<b>11</b>	<b>0.63%</b>		
<b>Total</b>	<b>1,739</b>	<b>100.00%</b>		

According to Table 47, about 98.04% or 1,705 Liberians want Liberia to a Christian state. See details in Figure 47 below.

**Figure 47.0 Liberia should and must be a Christian state (n = 1,739)**

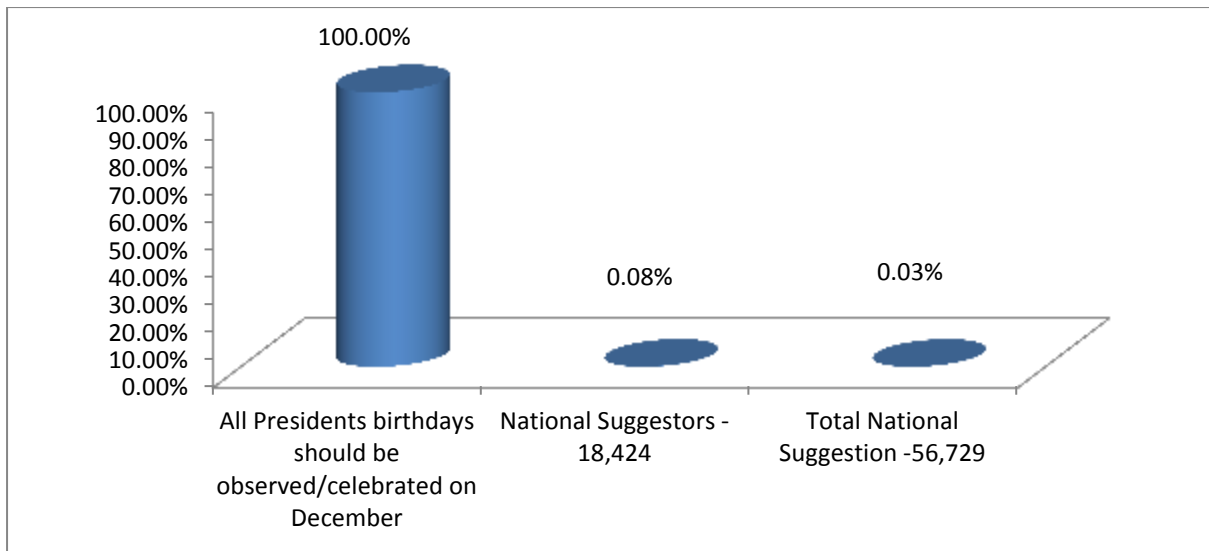


### 33.0 President's Birth Dates

<b>Table 48.0 All Presidents birthdays should be observed/celebrated on December</b>				
<b>Views Expressed</b>	<b>Number</b>	<b>Percent</b>	<b>National Suggestors - 18,424</b>	<b>Total National Suggestion - 56,729</b>
All Presidents birthdays should be observed/celebrated in December	<b>15</b>	<b>100.00%</b>	<b>0.08%</b>	<b>0.03%</b>
<b>Total</b>	<b>15</b>	<b>100.00%</b>		

About 15 Liberians suggested that "All Presidents birthdays should be observed/celebrated in December." This is also shown in Figure 48.

**Figure 48.0 All Presidents birthdays should be observed/celebrated in December (n= 15)**

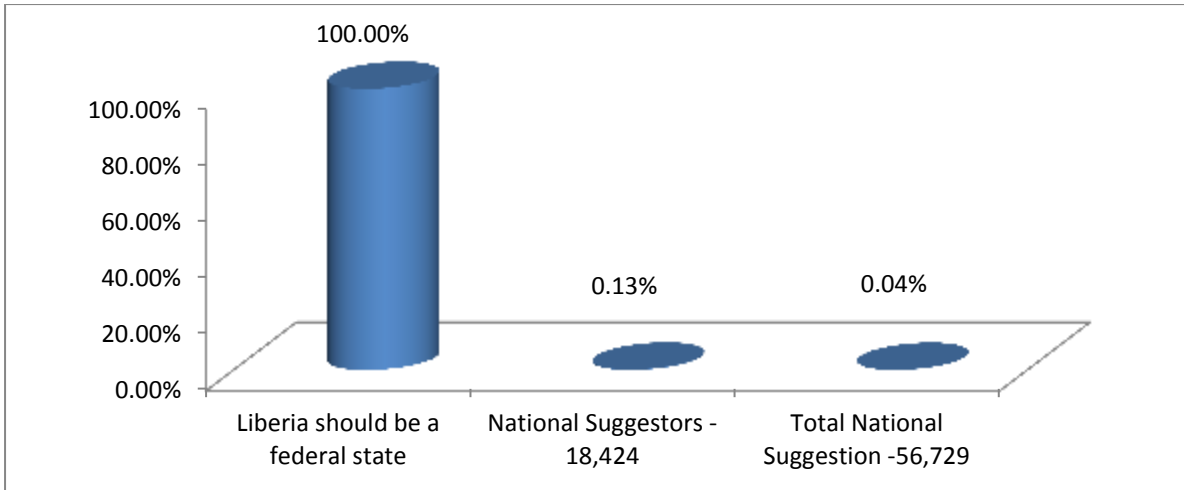


### 34.0 Liberia should be a Federal State

<b>Table 49.0</b> Liberia should be a federal state				
<b>Views Expressed</b>	<b>Number</b>	<b>Percent</b>	<b>National Suggestors - 18,424</b>	<b>Total National Suggestion - 56,729</b>
Liberia should be a federal state	<b>24</b>	<b>100.00%</b>	<b>0.13%</b>	<b>0.04%</b>
Total	<b>24</b>	<b>100.00%</b>		

About 24 Liberian suggested that "Liberia should be a federal state." This is clearly seen in figure 50.

**Figure 50.0 Liberia Should be Federal State ( n= 24)**

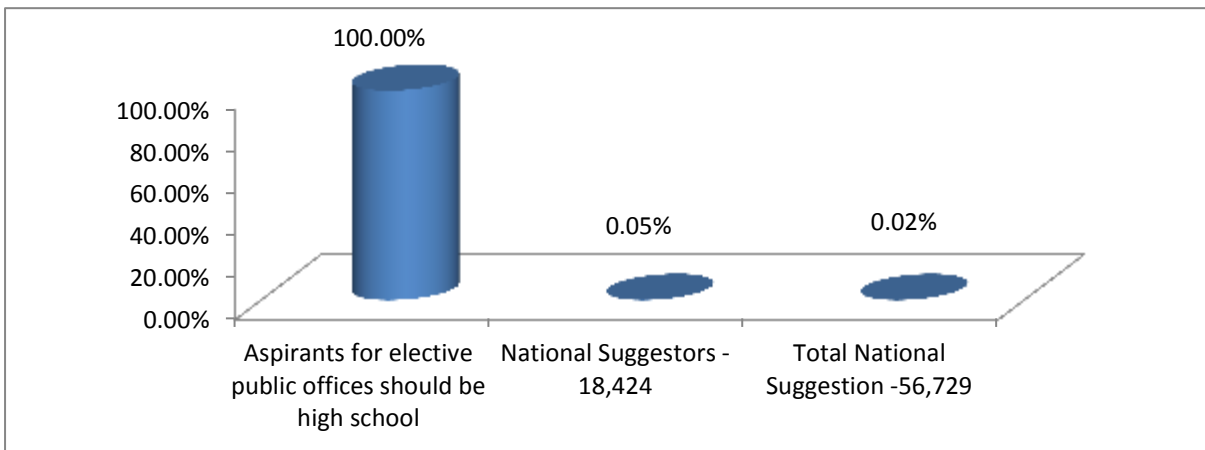


**35.0 Aspirants for elective public offices should be high school graduates**

Table 51.0 Aspirants for elective public offices should be high school graduates				
Views Expressed	Number	Percent	National Suggestors - 18,424	Total National Suggestion - 56,729
Aspirants for elective public offices should be high school	10	100.00%	0.05%	0.02%
Total	10	100.00%		

Table 51.0 shows that about 10 Liberians want “Aspirants for elective public offices to be high school graduates.”

**Figure 51.0 Aspirants for elective public offices should be high school graduates (n =10)**



**36.0 Reduce Legislators salaries and increase civil servants pay**

Table 52.0 Reduce Legislators salaries and increase civil servants pay
--

Views Expressed	Number	Percent	National Suggestors - 18,424	Total National Suggestion - 56,729
Reduce Legislators salaries and increase servants pay	19	100.00%	0.10%	0.03%
Total	19	100.00%		

Table 52 About 19 Liberian suggested “a Reduction in Legislators salaries and an increase in civil servants pay.” See details in Figure 52 below.

**Figure 52.0 Reduce Legislators salaries and increase civil servants pay (n = 19)**

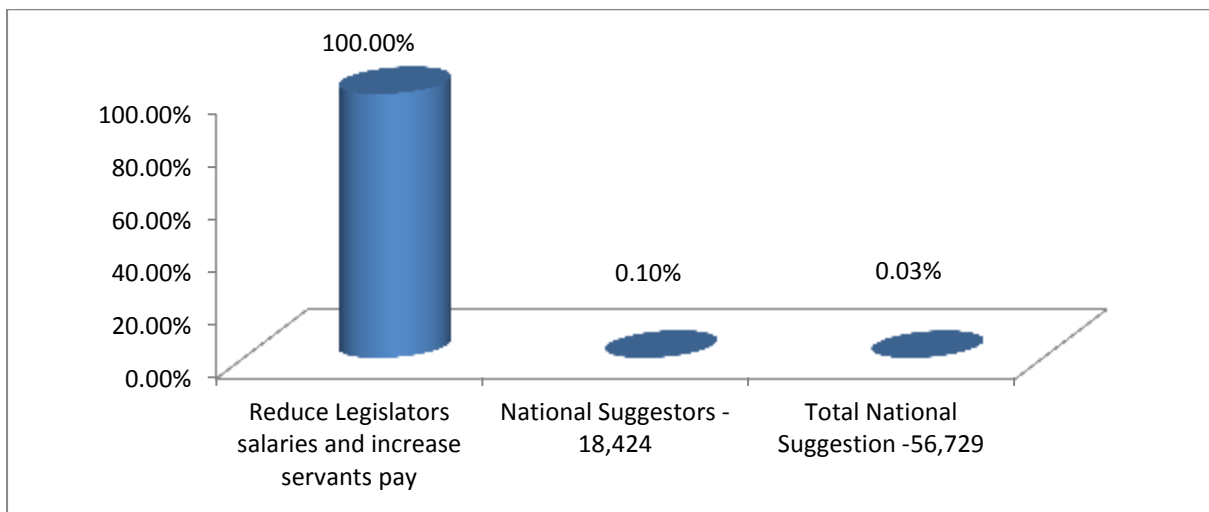


Figure 52 Revealed that 19 Liberians want Legislators salaries reduced and civil servants pay increased.